

**nightSun®** 夜太阳

**NIGHTSUN PROLIGHTING EQUIPMENT CO.,LTD.**

Nightsun Industrial Park, GuangLong Road,  
ZhongLuoTan Town, BaiYun Area, GuangZhou City, China  
TEL: +86-20-66847002 / 66847003  
FAX: +86-20-66847009  
E-MAIL: [overseas@nightsun.com.cn](mailto:overseas@nightsun.com.cn)  
WEBSITE: [www.nightsun.net](http://www.nightsun.net) [www.nightsun.com.cn](http://www.nightsun.com.cn)

**CATALOGUE 2014**

# About Nightsun

**Nightsun** One of the biggest modern enterprises specializing in manufacturing the lighting equipments in China". Nightsun is the spreader that leads the culture of lighting toward the whole world by concentrating in the development of research, production and sales in the past 19 years.

As a popular brand product in global scale, Nightsun has marketed in more than 80 countries and areas, which include America, Germany, Japan, Italy, France, Canada, Spain etc. The enormous impact in the global light field has it established a good brand image and public praise as well in China. It has been highly praised by Chinese government and lots of user groups in different fields, and had been granted "Entertainment Equipment Engineering Enterprise Comprehensive Technical Ability Level Certificate", "Prestige Unit of The Chinese Show Equipment Technology Committee", "China's Guangdong Entertainment Industry Chamber of Commerce Vice-chairman Unit", "Chinese Most Competitive Brand", "Quality and Prestige Double Guarantee Unit", "AAA Degree Stage Equipment Technology Committee", "Ten Best Channel Construction Industry" and honors etc. The company has passed the ISO quality system certification, CE certification and UL certification and ROHS certification. We manufacture in strictly according to the ISO 14000 international environmental protection system, and it makes our products without exception pass the quality that is welcomed around the world. Nightsun enterprise includes more than 600 staffs, and 12 affiliated workshop, business division, subsidiary, and research institute etc branches. Its independent property construction area occupied 30000 Square meters land. The variety of products are world class, include 4 areas : (1) Professional performance stage lighting (2) Entertainment lighting (3) Environmental lighting (4) Home party lighting.

**Looking** forward to the future, as the Nightsun group's common international practices, in order to achieve the resources sharing body, benefit community and risk sharing body with Chinese partners which can realize the Close win-win cooperation relationship, Nightsun commits itself to the stage lighting total solution, synergetic marketing. Fully grasp Chinese professional lighting market mainstream, can make the technology research and develop advantages, professional manufacturing advantage and brand advantage turned into market advantage, so to emphasize Nightsun's big brand connotation----brand quality, brand image, brand service and brand effect.

## Strong production capability



## Advanced testing equipment



## Certificate



## factory



30000 m<sup>2</sup>



36000 m<sup>2</sup>



# MOVING HEAD

## MOVING HEAD

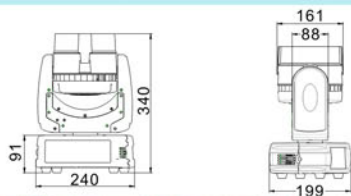
SPB010	.....	4
SPB011	.....	6
SPB012	.....	8
SPB005B	.....	10
SPB312	.....	12
SPB315	.....	14
SPB006B	.....	16
SPB015A	.....	18
GA078	.....	20
GA080B	.....	22
GA082B	.....	24
SPM300	.....	26
SPM301	.....	28
SPB310	.....	30
SPB301	.....	32
GA043	.....	34
SA052	.....	36

## LED MOVING HEAD BEAM SPB010



SPB010 is a LED moving head beam light with low-energy, environmental, high safety, beautiful appearance and very suitable for entertainment places and pro-stage. Meanwhile, it is a kind of final version stage light with high speed, accurate and efficient motor can provide not only large pan angle and tilt angle scan, but also with smooth and high speed. 3 districts LED effects display, create unlimited dynamic colorful effects.

It has not only super beam effects, but also many excellent results, including: high-speed flash effect; unlimited color options; evenly linear dimming effect. 7 degrees narrow beam angle effect with flash effect of the multi-mode, make a strong and shocking beam sense.



### I. Light Source

**Lamp type** : 12×15W LED RGBW

**Typical lumen maintenance rate** : 70% @ 60000 hours

### II. Optical Effects

Optical lens with high luminous effect

**Beam angle**: 7°

RGBW(CMY), 8 or 16 bit precisely mixing color

Virtual CTO filter lens

White 3200K, 4200K, 5600K, 8000K, color temperature adjustable

Unlimited RGBW virtual color mixing system with RGB color wheel

Color with dynamic rainbow effect

3 district LED effects display, RGBW district displays macro function

Dynamic district colors display effects with changeable speed

High precise 0 ~ 100% linear dimming

adjustable frequency with dynamic flash effect

random flash program inside

### III. Electrical Specification

**Power supply** : AC 100-240V,50/60Hz

**Power consumption** : 200W

### IV. Temperature Specification

**Working Environment** : up to 40°C

Over- heated protection

### V. Mechanical Specification

**Length** : 240 mm ( 9.4" )

**Width** : 199 mm ( 7.8" )

**Height** : 340 mm ( 13.4" )

**Packing size** : 300×290×430 mm

620×600×455 mm(4PCS/CTN)

**N.W** : 5.2 kg

**G.W** : 7.0 kg

### VI. Lighting Control

**Display**: LED display

**Channel**: 17 DMX channels

**Strobe** : Electronic flash with high speed, frequency is 1~18 times/seconds

**Dimmer** : 0~100% linear electronic dimming function

**Rotation** : Pan 450° Tilt 200° with automatic error correction

With 8-bit and 16-bit rotation accuracy, precise positioning, rotation speed adjustable, automatic error correction

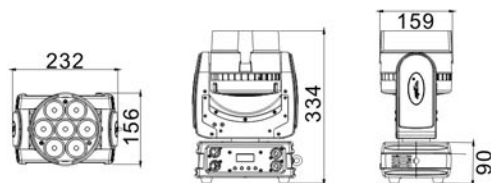
Light is with two power terminals, one is input, another is output



## LED MOBIG HEAD BEAM SPB011



SPB011 is widely used in bars, show bar, performing bar, nightclubs and other medium-sized entertainment places. It has beautiful housing and features low-carbon, green energy, long life and high safety performance; It is also a super-fast ultimate stage lighting. With the high precision motor, it can operate smoothly on horizontal and vertical with high speed... With the LED light sources, it can create unlimited dynamic color effects.



### I. Light Source

**Light type:** 7×15W RGBW

**Typical lumen maintenance rate:** 70% @ 600000 hours

### II. Optical Effects

Optical lens with high luminous effect

**Small beam angle:** 7°

CTO filter

White color is adjustable on temperature color( 3200K/5600K/8000K)

RGBW(CMY), 8 or 16 bit precise color mix

With RGB rainbow effect

RGBW zone with macro function

Color displays effects with changeable speed in dynamic district

0-100% linear dimming

Adjustable frequency with dynamic flash effect

Built-in random flash program

### III. Electrical Specification

**Power supply:** AC 100-240V, 50/60HZ

**Power consumption:** 120W

### IV. Mechanical Specification

**Length:** 232 mm (9.1")

**Width:** 159 mm ( 6.2")

**Height:** 334 mm ( 13.1")

**Packing :** 300×290×430 mm  
620×600×455 mm(4PCS/CTN)

**N.W:** 4.8 kg

**G.W:** 6.6 kg

### V. Temperature Specification

**Working Environment:** up to 40℃

Over-heat protect function

### VI. Light Control

**Display:** LCD display

**Channels:** 13 DMX channels

**Strobe:** mechanic strobe effect with high frequency 1~18 times/second

**Dimming:** electronic dimming (0~100%)

**Rotation:** Pan 450°, tilt 200° and auto error correction

8 bits and 16 bits precision control, speed is adjustable

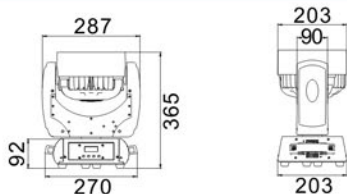
Power input and output accesses

## LED MOVING HEAD WASH SPB012



SPB012 is a wash light with 19 high quality LED light source and zoom function, high speed motor which makes it move fast and smoothly. This light has 3 LED zones with individual control of each that produces infinite color effects. Electronic zooming and precise adjustment on beam angle which makes the light to be ideal choice for beam washing. Equipped with diverse strobe modes, the luminaire is powerful to make an impressive lighting effect.

SPB012 is easy to operate, built-in programming is to make different colors and strobe effects.



### I. Light Source

**Light type:** LED 19×10W RGBW

**Typical lumen maintenance rate:** 70% @ 60000 hours

### II. Optical Effects

High quality optical lens

Infinite adjustable beam angle; beam angle range 9°- 37°

CTO filter

White color is adjustable on temperature color (3200K/5600K/8000K)

Infinite RGBW color mixing; with RGB color wheel function

Color running with rainbow effect

3 LED zones with individual control of each; RGBW zone with macro function

Zone effects with variable speed

Precise dimming 0~100%

Strobe effect with variable speed

Electronic zooming

Built-in random strobe programming

### III. Electronic Specification

**Power supply:** AC 100-240V, 50/60Hz.

**Power consumption:** 230W

### IV. Mechanical Specification

**Length:** 270 mm (10.6")

**Width:** 203 mm (8")

**Height:** 365 mm (14.4")

**Packing size:** 320×320×480 mm

660×660×504 mm (4PCS/CTN)

**N.W :** 5 kg

**G.W :** 6 kg

### V. Temperature specification

**Working Environment:** up to 40℃

over-heat protect function

### VI. Light Control

**Display:** LCD display

**Channels:** 18 DMX channels

**Strobe:** mechanic strobe effect with high frequency 1~18 times/second

**Dimmer:** electronic dimming (0 ~ 100%)

**Rotation:** Pan 450°, tilt 270° and auto error correction ; 8 bits and 16 bits precision control

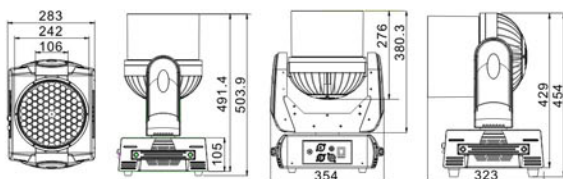


## LED MOVING HEAD WASH SPB005B



SPB005B is a LED moving head wash light which is characterized by low-energy, environmental, high safety, perfect appearance design. Accurate and efficient motor can provide full range of scan smoothly and rapidly. Its gobos and color wheel system create also excellent dynamic colorful effects and vivid pattern effects.

Suitable for: Bar, Dance hall, Arts performing, Auditorium, Lecture hall, Multi-purpose hall, party and the other Large and medium-sized performing places.



### I. Light Source

**Lamp type** : 84×3W LED ( R:22 G:22 B:22 W:18)

**Typical lumen maintenance rate** : 70% @ 60000 hours

### II. Optical Effects

High optical honeycomb lens creates high evenly mixing color effect

**Beam angle**: 25° ( 45°selection)

RGBW and 8 or 16 bit accuracy color mixing

White 3200~8000K, color temperature adjustable

Unlimited RGBW virtual color mixing system with RGB virtual color wheel

Three different kinds of dimming curve inner selection program/strobe/color changeable/color fading/color mixing/mixing color system strobe/fade-in and fade-out/RGBW color mixing

### III. Electrical Specification

**Power supply** : AC 100-240V,50/60Hz

**Power consumption** : 300W

### IV. Mechanical Specification

**Length** : 354 mm ( 13.9" )

**Width** : 283 mm ( 11.1" )

**Height** : 516 mm ( 20.3" )

**Packing size** : 610 x 480 x 440 mm

**N.W** : 14.5 kg

**G.W** : 17.4 kg

### V. Temperature Specification

**Working Environment** : up to 40°C

### VI. Light Control

**Display**: LCD display

**Channel**: 13 DMX channels

**Controls**: Sound activate, Master/Slave, Auto, DMX

**Strobe** : Frequency is 1~18 times/second

**Dimmer** : 0~100% linear electronic dimming function

**Rotation**: Pan 540° Tilt 200°

With 8-bit and 16-bit rotation accuracy, precise positioning, rotation speed adjustable, automatic error correction

### VII. Safety and appearance

**Housing**: Made by high-temperature resistance plastics

Perfect appearance design


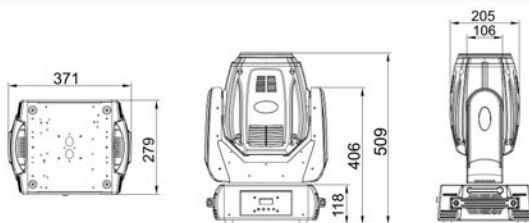
**Protection rate** : IP20

## LED MOVING HEAD SPOT SPB312



SPB312 is LED(60W) moving head spot light, it is easy to operate with built-in program that is freely to produce gobos, strobe effect and diverse colors.

Suitable for: entertainment occasions like bars; and other applications such as meeting halls and multi-function meeting rooms etc.



### I. Light Source

**Light source:** LED 60W (white color)

**Typical lumen maintenance rate:** 70% @ 50000 hours

### II. Optical Effects

High quality optical lens

**Beam angle:** 13°

Color temperature 6000K – 7500K

7 colors plus white color; rainbow effect on double directions

**Gobo wheels:** gobo 1 with auto rotation of each gobo (7 gobos plus white color); gobo 2 (7 gobos plus white color)

Prism wheel: three facet prism with rotation on double directions and navigating function

### III. Electronic Specification

**Power supply:** AC100-240V,50/60Hz.

**Power consumption:** 160W

### IV. Mechanical Specification

**Length:** 371 mm (14.6")

**Width:** 279 mm (11")

**Height:** 509 mm (20")

**Packing size:** 480×440×610 mm

**N.W:** 12.73 kg

**G.W:** 14.68 kg

### V. Temperature Specification

**Working Environment:** up to 40℃

Over-heat protect

### VI. Light Control

**Display:** LCD display

**Channels:** 15 DMX channels


**Strobe:** mechanic strobe effect with high frequency 18 times/second

**Dimming:** electronic dimming (0 ~ 100%)

**Rotation:** Pan 540°, tilt 270° and auto error correction

8 bits and 16 bits precision control and speed adjustable

Power input & output accesses




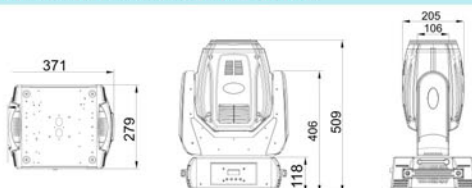


## LED MOVING HEAD SPOT SPB315



SPB315 is widely used in large and medium-sized entertainment places such as Bar, Disc club, show bar; auditorium, multi-purpose hall, banquet hall and others small or medium-sized performing places. It is designed with good looking, low-carbon design, green energy, long working life, high safety performance. Compared to other lights in this field, this light is outstanding with every technology has reached top level in entertainment lighting industry.

SPB315 has extraordinary light effects, powerful image effect, perfect design, high-quality optical system that projects a sharp beam. 180W white LED light source with a high-quality optical lens, its lumen output light efficiency of the industry-leading level.



### I. Light Source

**Lamp type:** 180W white LED module

**Typical lumen maintenance rate:** 70% @ 50000 hours.

### II. Optical Effects

High efficiency optical lens.

**Beam angle:** 16°.

With 7 colors + white, RGBW, positive and negative direction dynamic rainbow effect.

One rotating gobo wheel (6gobo + white), with the effect of rotation gobos. One fixed gobo wheel (7gobos + white).

prism effect, rotating prism with both positive and negative direction of rotation, and a positioning function of the prism.

High-precision 0 to 100% electronic linear dimming function.

Adjustable frequency dynamic flash effect.

### III. Electrical Specification

**Power supply:** AC 100-240V, 50/60Hz

**Power consumption:** 280W

### IV. Mechanical Specification

**Length:** 371 mm (14.6")

**Length:** 279 mm (11")

**Height:** 509 mm (20")

**Packing size:** 480 × 440 × 610 mm

**N.W:** 18 kg

**G.W:** 21 kg

### V. Temperature Specification

**Working Environment:** up to 40°C

### VI. Light Control

**Display:** LCD display

**Channel:** 15 DMX channels

**Controls:** Sound activate, Auto, Master/slave, DMX.

**Flash:** High speed electronic strobe, flash rate up to 18 time/sec

**Dimmer:** 0-100% electronic linear dimming function

**Focus:** electronic focus, ultra smooth and adjust the focus

**Rotation:** Wide range of ultra-smooth scanning, pan 540°, tilt 270°, with automatic error correction function

With 8-bit and 16-bit rotation accuracy, precise positioning, rotation speed adjustable

### VII. Safety and appearance

**Appearance:** High-temperature strength plastic housing, streamlined design

**Protection rate:** IP20

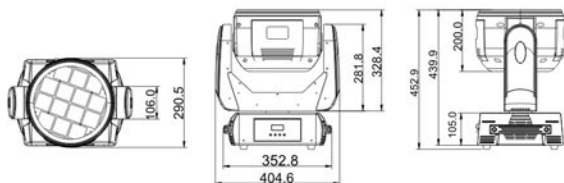


## LED MOVING HEAD 14 BEAM SPB006B



SPB006B is a LED moving head Beam light, which is suitable for entertainment and pro-stage. It is characterized by environmental, high safety, perfect appearance design and low noise. The LED beam light can create many excellent dynamic beam effects.

Suitable for: Bar, Dance hall, Arts performing, night club and the other Large and medium-sized performing places.



### I. Light Source

**Lamp type** : 14×5W LED white

**Typical lumen maintenance rate** : 70% @ 50000 hours

### II. Optical Effects

a fixed color wheel with 4 colors + white, color wheel with rainbow streamed effect  
Beam effects are controlled by Fresnel lens wheel, and it is easy to control to be spot and scattered by the wheel unlimited rotating  
0 ~ 100% linear dimming  
Color displays effects with changeable speed  
Adjustable frequency with dynamic flash effect

### III. Electrical Specification

**Power supply** : AC 100-240V, 50/60Hz

**Power consumption** : 100W

### IV. Mechanical Specification

**Length** : 405 mm ( 15.9" )

**Width** : 291 mm ( 11.5" )

**Height** : 453 mm ( 17.8" )

**Packing size** : 490 x 360 x 580 mm

**N.W** : 11.8 kg

**G.W** : 14.7 kg

### V. Temperature Specification

**Working Environment** : up to 40°C

### VI. Light Control

**Display**: LCD display

**Channel**: 11 DMX channels

**Controls**: Sound activate, Master/Slave, Auto, DMX

**Flash** : Electronic flash with high speed

**Dimmer** : 0~100% linear electronic dimming function

**Rotation** : Pan rotating 540° Tilt rotating 170°

With 8-bit and 16-bit rotation accuracy, precise positioning, rotation speed adjustable, automatic error correction

### VII. Safety and appearance

**Housing**: Made by high-temperature resistance plastics

Perfect appearance design

**Protection rate** : IP20



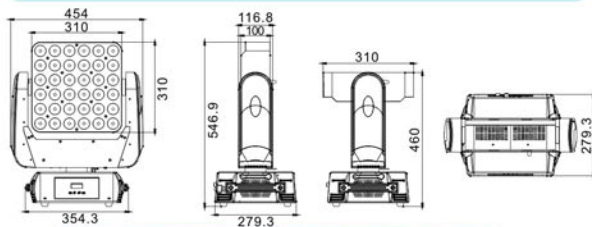
## LED MOVING HEAD MATRIX SPB015A



SPB015A features high speed with powerful motor inside, and three individual lighting display function can produce diverse colors. It has 8 degree beam angle and different strobe effects that make it a powerful light of beam light.

It is easy to control and built-in programming will create diverse colors and strobe effects.

This light has wild applications like stages, studios, meeting/report halls etc.



### I. Light source

**Light source:** RGBW 36×12W Osram

**Typical lumen maintenance rate:** 70% @ 60000 hours

### II. Optical Effects

High brightness output, excellent dimming

**Beam angle:** 8°

### III. Electrical Specification

**Power supply:** AC 100-240V, 50/60Hz

**Power consumption:** 560W

### IV. Mechanical Specification

**Dimension size:** 454×280×565 mm

**Packing size:** 600×490×520 mm

**N.W:** 20.5 kg

**G.W:** 22 Kg

### V. Thermal parameter

**Max ambient temperature:** 40 centigrade

**Max temperature of the light:** 63 centigrade

### VI. Light Control

**Channel:** 18 DMX channels

Electronic linear dimming 0~100%

**Controls:** Sound activate, Master/Slave, Auto, DMX

### VII. Safety and appearance

**Protection rate :** IP20

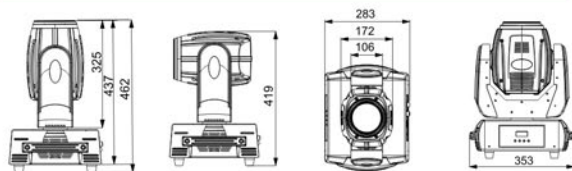
## 2R MOVING HEAD BEAM GA078



GA078 features high speed with powerful motor inside, and three individual lighting display function can produce diverse colors. This light has the same color wheel and gobo as standard Sharpy and gobos and color together eight facet prism that produces unexpected effects. Narrow beam effect come out from high quality focus lens will shock you throughout of the whole performance with great strobe effects.

This light has wild applications like stages, studios, meeting/report halls etc that make it a powerful light of beam light.

This light has wild applications like stages, studios, meeting/report halls etc.



### I. Light Source

**Light source:** OSRAM 132W

**Typical lumen maintenance rate:** 70% @ 60000 hours

### II. Optical Effects

excellent dimming

**Beam angle:** 0~3.2°

One color wheel 13 colors + white with rainbow effect and half the color effect  
13 plug gobos + white With shaking effect and two-way transmission flow effect  
Rotation prism can be rotated forward and reverse, with prism positioning function  
High quality lens with focus function

Excellent lamp with 7950 lumen and the color temperature 8300k

0~100% linear frost effect

0~100% linear dimming

Built-in random strobe program

### III. Electrical Specification

**Power supply:** AC 100 -240V,50/60Hz.

**Power consumption:** 250 W

### IV. Mechanical Specification

**Length:** 353 mm ( 13.9" )

**Width:** 283 mm ( 11.1" )

**Height:** 462 mm ( 18.2" )

**Packing size:** 480×440×610 mm

**N.W:** 17.8 kg

**G.W:** 20.5 kg

### V. Temperature Specification

**Working Environment:** up to 40℃

Over-heat protect function

### VI. Light Control

**Display:** LCD display

**Channels:** 16 DMX channels

**Strobe:** mechanic strobe effect with high frequency 14 times/second; macro function.

**Dimming:** linear dimming (0 ~100%)

**Rotation :** Pan 540° · tilt 270°


8 bits or 16 bits precision control with variable speed

### VII. Safety and appearance

**Housing:** Made by high-temperature resistance plastics

Perfect appearance design

**Protection rate :** IP20





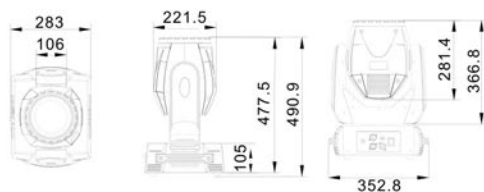
## 7R MOVING HEAD BEAM GA080B



GA080B is economic stage Moving Head Beam with high brightness. Efficient and accurate three-phase motor drive creating a pan and tilt high-speed operation.

Eight prisms combined with gobos and color wheel can create unlimited dynamic pattern effect.

Suitable for: Theater, Studio, Arts performing, Auditorium, Lecture hall, Gymnasium and the other Large and medium-sized performing places.



### I .Light Source

**Lamp type** : OSRAM 230W

**Typical lumen maintenance rate** : 70% @ 2000 hours

### II .Optical Effects

**Beam angle**: 4°

**Color**: one color wheel with 14 colors+ white

**Gobo wheel** : 17 plug gobos + white

The rotating eight prisms can be any direction of rotation, with precise positioning function.

High-brightness lamp, luminous flux for 7950 lm, color temperature of 8000K.

0 ~ 100% linear automatization effect

0 ~ 100% linear dimming function

With random strobe function.

### III.Electrical parameters

**Power supply** : AC 100-240 V,50/60Hz

**Power consumption** : 350 W

### IV.Mechanical parameters

**Length** : 353 mm ( 13.9" )

**Width** : 283 mm ( 11.1" )

**Height** : 491 mm ( 19.3" )

**Packing size** : 480 x 440 x 610 mm

**N.W** : 15.7 kg

**G.W** : 18.6 kg

### V.Temperature characteristics

**Working Environment** : up to 40°C

### VI.Light Control

**Display**: LCD display

**Channel**: 16 DMX channels

**Flash** : Double Straw Chopper flashes the highest frequency of 14 times / sec, random flash and pulsed flash optional.

**Dimmer** : 0~100% linear dimming function

**Rotation** : Pan 450° Tilt 270°

With 8-bit and 16-bit rotation accuracy, precise positioning, rotation speed adjustable

### VII.Safety and appearance

**Housing**: Fiber-reinforced composites, anti-ultraviolet (UV)

**Protection rate** : IP20



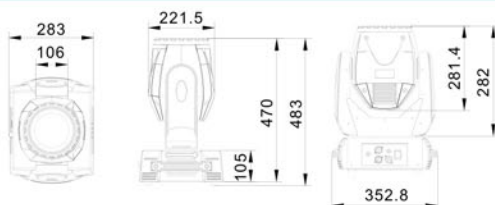
## 7R MOVING HEAD BEAM GA082B



GA082B is a powerful moving head beam light 230W with high brightness, and the three phase motor makes it move fast and smoothly.

This light has the same color wheel and gobo wheel as standard Sharpy does, and gobos and color together eight facet prism that produces unbelievable effects. Narrow beam effect comes out from high quality focus lens will shock you throughout of the whole performance with great strobe effects.

This light is a good choice for stage performance, TV shows and meeting halls etc. with huge or medium lighting coverage requirement.



### I. Light Source

**Light type:** OSRAM 230W

**Typical lumen maintenance rate:** 70% @ 2000 hours

### II. Optical Effects

**Beam angle:** 0° ~ 4°

14 colors + open; rainbow effect and half color effect

17 gobos with shake effect and variable speed in two directions

8 facet prism in two directions with navigation

High quality lens with focus function

Excellent lamp with 7950 lumen and the color temperature reaches 8000K

0-100% linear frost effect

0-100% linear dimming

### III. Electronic Specification

**Power supply:** AC 100-240V, 50/60Hz.

**Power consumption:** 350W

### V. Mechanical Specification

**Length:** 353 mm (13.9")

**Width:** 283 mm (11.1")

**Height:** 483 mm (19.0")

**Packing size:** 480x440x610 mm

**N.W:** 18.7 kg

**G.W:** 21.6 kg

### V. Temperature Specification

**Working Environment:** up to 40°C

### VI. Light Control

**Display:** LCD display

**Channels:** 16 DMX channels

**Strobe:** mechanic strobe effect with high frequency 14 times/second; macro function.

**Dimmer:** linear dimming (0 ~ 100%)

**Rotation :** Pan 540°, tilt 270 °

8 bits and 16 bits precision control with variable speed

### VII. Safety & appearance

**Perfect appearance design**

**Housing:** made by heat resisting material

**Protection rate :** IP20




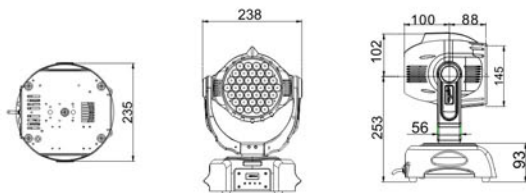


## LED MOVING HEAD WASH SPM300



SPM300 is widely used in bars, KTV rooms with entertainment lighting spread requirement in medium or small occasions. This light is a good choice for entertainments because of gorgeous appearance with high safety care, long life span of light source & energy saving.

It has excellent color mixing, soft & pure lighting output. High efficiency electronic driving makes it energy saving and built-in program friendly produces diverse colors and strobe effects



### I . Light Source

**Light source:** LED 36x1W(R12;G12;B12)

**Typical lumen maintenance rate:** 70% @50000 hours

### II.Optical Effects

High quality optical lens

**Beam angle:** 11°

Linear electronic dimming 0-100%

RGB color mixing & dimming; RGB water flow effect.

High frequency strobe effect with variable speed: 1-18 times/second

### III.Electronic Specification

**Power supply:** AC100~240V, 50/60Hz.

**Power consumption:** 80W

### IV.Mechanical Specification

**Length:** 245 mm (9.6")

**Width:** 235 mm (9.3")

**Height:** 345 mm (13.6")

**Packing size:** 300×288×430 mm

**N.W:** 5.5 kg

**G.W:** 6 kg

### V . Temperature Specification

**Working Environment:** up to 40℃

**Temperature protection:** Overheating protection function

### VI.Light Control

**Display:** LCD display

**Channels:** 11 DMX channels

High frequency electronic strobe effect adjustment;18 times/second

**Dimming:** electronic dimming (0 ~ 100%)

**Rotation:** Pan 450°,tilt 270 °and auto error correction;

8 bits or 16 bits precision rotation control

**Controls:** Master/Slave, DMX, Auto,Sound activate

### VII. Safety &appearance

**Housing:** Made by heat resistance plastic

**Protection rate :** IP20

## LED MOVING HEAD BEAM SPM301



SPM301 is a powerful stage beam light ,which delivers extremely bright,strong and punchy beam light output .it is easy to use, the intelligent control program sbuilt- in the product ,so it can easily create all kinds of dynamic color and flash effect

Suitable for :Bar, Dance hall, Arts performing, Nightclub, KTV room and the other medium and small-sized performing places.

SPM301 is characterized by low-energy, green environmental, high safety,perfect appearance and long life.



### I . Light Source

**Lamp type** : 36×3W LED(R:12 G:12 B:12)

**Typical lumen maintenance rate** : 70% @ 50000 hours

### II . Optical Effects

Optical lens with high luminous effect

0~100% linear electronic dimming function

With RGB linear color mixed function

With RGB rainbow effect

**Electronic flash**: independent flash, frequency is up to 1~18 times/second Beam angle up to 8°

### III. Electrical Specification

**Power supply** : AC 100-240V,50/60Hz

**Power consumption** : 150W

### IV. Temperature Specification

**Length** : 245 mm ( 9.6" )

**Width** : 235 mm ( 9.3" )

**Height** : 345 mm ( 13.6" )

**Packing size** : 300 x 288 x 430 mm

**N.W** : 5.5 kg

**G.W** : 6 .5 kg

### V . Temperature Specification

**Working Environment** : up to 40°C

Overheating protection function

### VI. Light Control

**Display**: LED display

**Channel**: 14 DMX channels

**Flash** : Electronic adjustable flash with high speed, frequency is 1~18 times/seconds

**Dimmer** : 0~100% linear electronic dimming function

**Rotation** : Ultra micro and smooth scanning in wild scope, pan 450°Tilt 270° with automatic error correction

With 8-bit and 16-bit rotation accuracy, precise positioning, rotation speed adjustable

**Controls**: Sound activate, Auto, Master/slave, DMX

### VII. Safety and appearance

Perfect appearance design.

**Protection rate** : IP20


Overheating protection



## LED + LASER MOVING HEAD SPB310



SPB310 is an ideal multi-functional laser for KTV room, home party and other small-sized entertainment occasions . It has a rich laser dot matrix effects, and can offer more than 30 kinds of special effects with LED light source



### I . Light Source

**Lamp type** : 15×3W LED(RGB), 60mW Green laser

**Typical lumen maintenance rate** : 70% @ 50000 hours

### II . Optical Effects

Optical lens with high luminous effect

6+10 raster gobos with assembling more than 100 kinds of gobos

Electronic flash with adjustable speed

**Beam angle** : 40°

### III . Electrical Specification

**Power supply** : AC 100-240V,50/60Hz

**Power consumption** : 120W

### IV . Mechanical Specification

**Length** : 242 mm ( 9.5" )

**Width** : 238 mm ( 9.4" )

**Height** : 350 mm ( 13.8" )

**Packing size** : 300 x 288 x 430 mm

**N.W** : 4.9 kg

**G.W** : 6 kg

### V . Temperature Specification

**Working Environment** : up to 40°C

### VI . Light Control

**Display**: LED display

**Channels**: 15 DMX channels

Electronic adjustable flash with high speed

**Rotation**:Pan 450° Tilt 270°

With 8-bit and 16-bit rotation accuracy, precise positioning, rotation speed adjustable, adjustable speed of rotation

**Controls**: Sound activate, Auto, DMX, Master/Slave

### VII . Safety and appearance

**Housing**: Made by high-temperature resistance plastics

Perfect appearance design

**Protection rate** : IP20

## LED MOVING HEAD SPOT SPB301



SPB301 uses a 15w RGB 3 in 1 LED light source, it has is very eco-friendly power consumption. The optical system produces a very smooth ,high quality light output of rich, beautiful colours with no shadows .

It is ideal for all small-to-medium applications, particularly those where space and accessibility is an issue.



### I . Light Source

**Lamp type :** 1 × 15W LED ( RGB 3 in 1 )

**Typical lumen maintenance rate:** 70% @ 50000 hours

### II . Optical Effects

Optical lens with high luminous effect

Electronic flash with adjustable speed

Unlimited mixing color with RGB

### III . Electrical Specification

**Power supply:** AC 100-240V, 50/60Hz

**Power consumption :** 50W

### IV . Mechanical Specification

**Length :** 177 mm ( 7" )

**Width :** 177 mm ( 7" )

**Height :** 250 mm ( 9.8" )

**Packing size :** 378 x 236 x 262 mm

**N.W :** 3.1 kg

**G.W :** 3.8 kg

### V . Temperature Specification

**Working Environment :** up to 40°C

Over- heated protection

### VI . Light Control

**Display:** LED display

**Channels:** 8/13 DMX channels

Electronic adjustable flash with high speed

**Rotation:** Ultra micro and smooth scanning in wide scope, pan 540° Tilt 270° with automatic error correction

With 8-bit and 16-bit rotation accuracy, precise positioning, rotation speed adjustable, adjustable speed of rotation

**Controls:** Sound activate, Master/Slave, Auto, DMX

### VII . Safety and appearance

**Housing:** high-temperature resistance plastics

Perfect appearance design

**Protection rate :** IP20



## MOVING HEAD SPOT(1200W) GA043



GA043 is a 1200W classic Moving Head Spot which has powerful functions, excellent beam effects and perfect design. Two color wheels and two gobo wheels combined with high-speed flash function can create unlimited dynamic pattern effect, which is equipped with semi-color switch and has rainbow function to create a dazzling rich color effects.

Suitable for: Large and medium-sized entertainment occasions such as Bar, Disc club, show bar; auditorium, multi-purpose hall, banquet hall and others small or medium-sized performing places.



### I. Light Source

**Lamp type :** HMI 1200W short arc JENBO lamp

**Typical lumen maintenance rate :** 70% @ 750 hours

### II. Optical Effects

**Beam angle:** 11~18°

**Color temperature:** 6000K

**Dimming:** High-precision 0 ~ 100% linear dimming

**Colors:** Two color wheels 7 colors + white, with high-speed semi-color switch and rainbow function to create a dazzling rich color effects.

### III. Electrical parameters

**Power supply:** AC 200-240V, 50/60Hz

**Power consumption :** 1500 W

### IV. Mechanical parameters

**Length :** 500 mm ( 19.7" )

**Width :** 400 mm ( 15.7" )

**Height :** 740 mm ( 29.1" )

**Packing size :** 590×470×850 mm

**N.W :** 51 kg

**G.W :** 78 kg

### V. Temperature characteristics

**Working Environment :** up to 40°C

**Temperature protection :** overheating protection function

### VI. Light Control

**Display:** LCD display

**Channel:** 20 DMX channels

**Strobe :** 1 ~ 12 times strobe effect / second.

**Dimmer :** 0~100% Electronic linear dimming function

**Rotation :** Pan 540° Tilt 270°

With 8-bit and 16-bit rotation accuracy, precise positioning, rotation speed adjustable .

Remote reset function

### VII. Safety and appearance

**Housing:** Fiber-reinforced composites , anti-ultraviolet (UV)

**Protection rate :** IP20



## MOVING HEAD SPOT(575W) SA052



SA052 is a 575W Moving Head Spot, which has a perfect appearance design and many excellent functions. The high-quality lens system can make a best spot effect; efficient and precise motor provides a full range of scanning; a high speed rainbow effect. Special gobos wheels system can make many infinite variety of dynamic pattern effects.

Suitable for: Large and medium-sized entertainment places such as Bar, Disc club, show bar; auditorium, multi-purpose hall, banquet hall and others small or medium-sized performing places.



### I. Light Source

**Lamp type** : HMK 575W, JENBO lamp(optional: without lamp)

**Typical lumen maintenance rate** : 70% @ 750 hours

### II. Optical Effects

**Beam angle**:11°

**Color temperature**: 6000K

**Dimming**: High-precision 0 ~ 100% linear dimming

**Colors**: One color wheel 7colors+white, with high-speed semi-color switch and rainbow function.

**Gobo wheel** : 6 plug gobos + white, easy to handle

0~100% linear zoom effect

Two-piece adjustable frequency dimming and random strobe effect

### III. Electrical parameters

**Power supply**: AC 220V,50/60Hz; AC 110V,50/60Hz

**Power consumption** : 800 W

### IV.Mechanical parameters

**Length** : 380 mm ( 15" )

**Width** : 470 mm ( 18.5" )

**Height** : 480 mm ( 19" )

**Packing size** : 545×500×575 mm

1040×500×700 mm ( 2PCS/CTN )

**N.W** : 26 kg

**G.W** : 31.3 kg

### V. Temperature characteristics

**Working Environment** : up to 40°C

**Temperature protection** : Overheating protection function

### VI. Light Control

**Display**: LCD display

**Channel**: 14 DMX channels

**Strobe** : 1 ~ 10 times / second, variable speed flash


**Dimmer** : 0~100% Electronic linear dimming function

**Rotation**:Pan 540° Tilt 270°

### VII. Safety and appearance

**Housing**: Fiber-reinforced composites, anti-ultraviolet (UV)

**Protection rate** : IP20





# PRO LIGHTING

## PRO LIGHTING

GC004	40
GC005	41
GL060	42
GL063	43
GL033	43
GPS001	44
GL025LP	45
GL025LB	45
GL026LP	45
GL026LB	45
GL026SP	45
GL026SB	45



## FOLLOW SPOT 1200W GC004



**Power supply:** AC 220V/50Hz

**Power consumption:** 1250W

**Lamp type:** JENBO 1200W long double-ended

**Lamp socket:** SFC15.5

**Color temperature:** 6000K(3200K optional)

**DMX channels:** 4 channels

1. dimmer/flash: dual patches dimming, 1-10 flashes/s, speed adjustable
2. iris: linear zoom in & zoom out
3. color wheel: 5 colors + white/with rainbow effect, speed adjustable
4. color temperature wheel: 2 color temperature rectify filters

**Colors:** 5 colors + white

**Controls:** DMX 512, control panel

**Beam angle:** 16.5°

**Dimension:** 1160 x 410 x 210 mm (light housing)  
330 x 200 x 196 mm (power supply)

**Packing size:** 1190 x 420 x 280 mm (light housing)  
360 x 280 x 260 mm (power supply)

**N.W:** 26.3 kg (light housing), 12 kg (power supply)

**G.W:** 29.4 kg (light housing), 13 kg (power supply)

**Application fields:** theatre, auditorium, professional stage dance hall, night club, discotheque, bars, gymnasium, studio & entertainment etc

## FOLLOW SPOT 2500W GC005



**Power supply:** AC 220V/50Hz

**Power consumption:** 2550W

**Lamp type:** JENBO 2500W short double-ended

**Lamp socket:** SFC21

**Color temperature:** 6000K(3200K optional)

**DMX channels:** 4 channels

1. Dimmer/Flash: Dual Patches Dimming, 1-10 flashes/s, speed adjustable
2. Iris: Linear Zoom in & Zoom out
3. Color wheel: 5 colors + white/with rainbow effect, speed adjustable
4. Color Temperature Wheel: 2 color temperature rectify filters

**Colors:** 5 colors + white

**Controls:** DMX 512, Control panel

**Beam angle:** 16.5°

**Dimension:** 1160 x 410 x 210 mm (light housing)  
415 x 375 x 240 mm (power supply)

**Packing size:** 1190 x 420 x 280 mm (light housing)  
430 x 390 x 260 mm (power supply)

**N.W:** 27.1 kg (light housing), 22.5 kg (power supply)

**G.W:** 31.4 kg (light housing), 24.0 kg (power supply)

**Application fields:** theatre, auditorium, professional stage dance hall, night club, discotheque, bars, gymnasium, studio & entertainment etc



## **PROFILE LIGHT GL060**



**Power supply:** AC 220V/50Hz

**Power consumption:** 750W

**Lamp type:** HPL 750/575W(with cooling holder)

**Lamp socket:** G9.5

**Color temperature:** 3200K

**Beam angle:** 19° /26° /36° /50°

**Features:** precise optic system;high efficient optic lens;high performance of HPL 750/575W lamp has brightness same as 1200W light,80%brightness advanced,50% power saved;infrared-ray transmitting reflector,biconvex lens,with high efficient light,even facula,beam,low temperature,

**Dimention size:** 425 x 225 x 520 mm

**Packing size:** 240 x 240 x 600 mm  
500 x 500 x 630 mm(4PCS/CTN)

**CIR:** Ra>92

**N.W:** 6.2 kg

**G.W:** 7.6 kg,  
32 kg(4PCS/CTN)

## **THREE BASIC COLORWASH LIGHT GL063**



**Power supply:** AC 220V, 50/60Hz

**Power consumption:** 220W

**Lamp type:** 55W x 4(without lamp)

**Color temperature:** 3200K

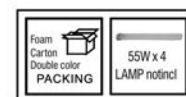
**Dimension size:** 630x 285 x 110 mm

**Packing size:**700 x 365 x 200 mm

720 x 385 x 425mm (2PCS/CTN)

**N.W:** 5.3 kg

**G.W:** 6.3 kg



## **BLIND LIGHT 4 GL033**



**Power supply:** AC 110/220V, 50/60Hz

**Power consumption:** 2600W

**Lamp type:** DWE 120V/650W x 4

**Color temperature:** 3200K

**Dimension size:** 440 x 400 x 150 mm

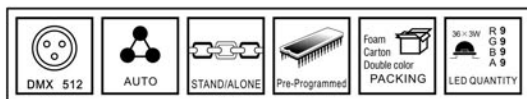
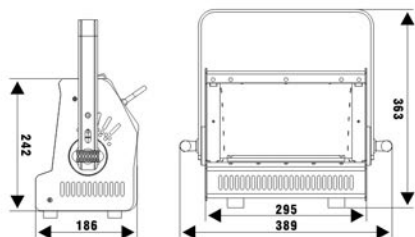
**Packing size:** 460 x 230 x 480 mm

**N.W:** 4.7 kg

**G.W:** 5.7 kg



# LED CYCLORAMA GPS001



**Power supply:** AC 100-240 V, 50-60Hz

**Power consumption:** 100W

**LED unit:** 36x 3W LED units (R:9 G:9 B:9 A:9)

**Beam angle:** 90°

**DMX Channels:** 7 standard DMX channels

**Mode:** 7 modes (Stag, Arc.1, Ar1.d, Arc.2, Ar2.d, Ar2.S, HVS)

**Features:** Mixed uniform light, stable function, with temperature detection protection function, 16Bit PWM dimming, 1 ~ 20Hz independent electronic strobe, with auto, DMX 512, master-slave functions.

**Protection rating:** IP20

**Working Environment:** up to 40°C

**Application fields:** Studio, theater, background, project, wall washing

**Dimension size:** 295 x 245 x 180 mm

**Packing size:** 420 x 350 x 385 mm

**N.W:** 4.9 kg

**G.W:** 6 kg

# P64 PAR LIGHT (LONG SILVER)

## GL025LP



## GL025LB



**Power supply:** AC 220V, 50/60Hz

**Power consumption:** 1000W

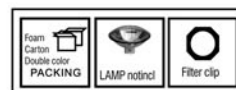
**Lamp type:** 1000W x 1

**Dimension:** 225 x 225 x 465 mm

**Packing size:** 705 x 365 x 200mm (6PCS/CTN)

**N.W:** 1.6 kg, 9.5 kg (6PCS/CTN)

**G.W:** 2.2 kg, 13 kg (6PCS/CTN)



# P56 PAR LIGHT (LONG SILVER)



## GL026LP



## GL026SP



## GL026LB



## GL026SB

LAMP not incl	Carton Double color	PACKING	Color filter	Diffuse light as you need
OUTLINE 210	210	400	1.3	7.8
PACKING 655	445	425	1.55	10.7
SIZE L	W	H	KG 1pcs	6pcs

LAMP not incl	Carton Double color	PACKING	Color filter	Diffuse light as you need
OUTLINE 198	198	270	0.95	11.4
PACKING 620	415	560	1.1	14
SIZE L	W	H	KG 1pcs	12pcs

# LED PAR



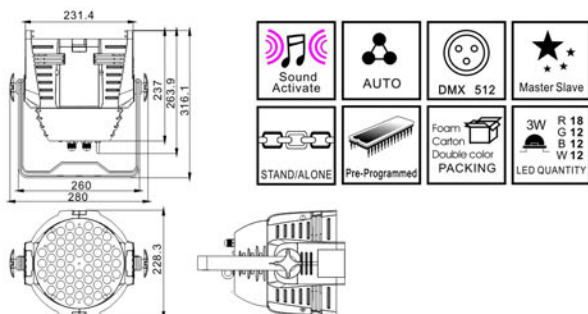
## LED PAR

SPC049	48
SPC050	49
SPD022	50
SPD033	51
SPD020	51





## LED PAR LIGHT SPC049



**Power supply:** AC 100-240 V, 50-60Hz

**Power consumption:** 150W

**LED units:** 54 x 3W (R:18 G:12 B:12 W:12)

**Beam angle:** 25° (15°, 45° optional)

**DMX channels:** 8 channels

**Features:** Aluminous housing, High brightness, mixing color evenly, stable performance, with sound active, Auto, DMX, Master-slave function, cooling fans.

**Protection rating:** IP20

**Working Environment:** up to 40°C

**Application fields:** indoor stage, dance hall, KTV and entertainment etc.

**Optional:** RGBW

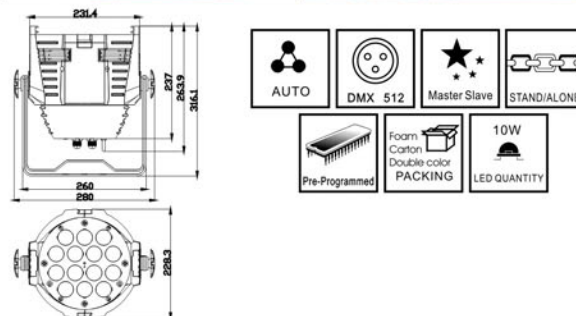
**Dimension size:** 280 x 216 x 320 mm

**Packing size:** 290 x 290 x 370 mm

**N.W:** 4.5 kg

**G.W:** 5 kg

## LED PAR LIGHT SPC050



**Power supply:** AC 100-240V, 50-60Hz

**Power consumption:** 180W

**LED units:** CREE 14 x 10W (RGBW 4 in 1)

**Beam angle:** 9°-37°

**Color temperature:** white 2700K, 3200K, 4200K, 5600K

**Controls:** DMX, Master/Slave, Auto

**Appearance:** High stronger aluminum, streamline appearance design

**Working Environment:** up to 40°C

**Protection rating:** IP20

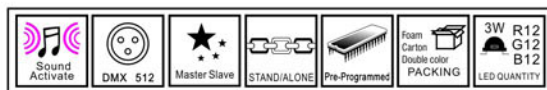
**Dimension size:** 280 x 228 x 316 mm

**Packing size:** 290 x 290 x 370 mm

**N.W:** 4.3 kg

**G.W:** 4.8 kg

## LED PAR LIGHT SPD022



**Power supply:** AC 100-240 V, 50/60Hz

**Power consumption:** 120W

**LED units:** 36 x 3W LED units (R12, G12, B12)

**Controls:** DMX, Master/Slave, Auto, Sound activate

**Working Environment:** up to 40°C

**Protection rating:** IP20

**Dimension size:** 230 x 230 x 340 mm

**Packing size:** 245 x 245 x 365 mm  
510 x 510 x 390mm (4PCS/CTN)

**N.W:** 3.2 kg, 12.8 kg (4PCS/CTN)

**G.W:** 3.7 kg, 17.5 kg (4PCS/CTN)

## LED PAR LIGHT SPD033



**Power supply:** AC 220V, 50/60Hz; AC 110V, 50/60Hz

**Power consumption:** 30W

**LED units:** 179 x 10mm LED units (R59, G60, B60)

**Beam angle:** 15°

**DMX channels:** 6 Channels

**Controls:** DMX 512

**Working environment:** up to 40°C

**Protection rating:** IP20

**Dimension size:** 200 x 202 x 300 mm

**Packing size:** 245 x 245 x 365 mm  
510 x 510 x 390 mm (4PCS/CTN)

**N.W:** 2.25 kg, 12 kg (4PCS/CTN)

**G.W:** 3.5 kg, 16 kg (4PCS/CTN)



## LED PAR LIGHT SPD020



**Power supply:** AC 220V, 50/60Hz; AC 110V, 50/60Hz

**LED units:** 151 x 10mm LED units (R48, G55, B48)

**Controls:** DMX512

**Working environment:** up to 40°C

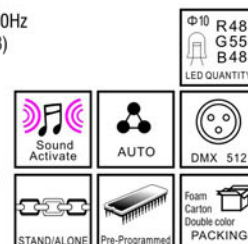
**Protection rating:** IP20

**Dimension size:** 205 x 202 x 300 mm

**Packing size:** 245 x 245 x 365 mm  
510 x 510 x 390 mm (4PCS/CTN)

**N.W:** 2 kg, 8 kg (4PCS/CTN)

**G.W:** 3 kg, 12 kg (4PCS/CTN)





# LASER

## LASER

SD321 .....	54
SD301 .....	55
SD306 .....	56
SD307 .....	57
SD323 .....	58
SD322 .....	59
SD054B .....	60
SD053B .....	61
SD311 .....	61
SD107 .....	62
SD108 .....	63
SD109 .....	64
SD331 .....	65



清远恒大酒店欢迎您



歌星：伍佰  
歌曲：世界第一等


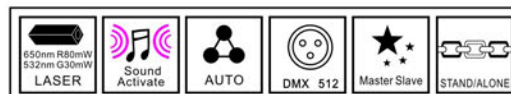


## COLORS CARTOON LASER SD321



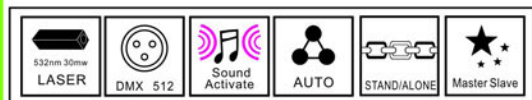
**Power supply:** AC 110-240 V(adjust the voltage automatic 50/60Hz)  
**Laser diode:** Red 400mW/650nm, Green 150mW/532nm, Blue 400mW/445nm  
**Modulation:** TTL  
**Scan:** ILDA 20K pps  
**Controls:** Sound activate, Auto, DMX, ILDA interface, Master/Slave  
**Channels:** 16 DMX channels  
**Protection grade:** IP20  
**Running mode:** DMX512, sound activate, ILDA Standard interface, 128 drawings  
 text, rotation, billow, movement, zoom(+/-), stretching, gradually  
 drawing, plotting, frequency, flashmand 3D animation  
**Packing size:** 465×365×255 mm  
**N.W:** 7.5 kg  
**G.W:** 8.7 kg

## RGY EFFECT LASER SD301



**Power supply:** AC 220-240V/50Hz; AC 110-127V/60Hz  
**Laser diode:** Red laser/650nm 100mW;  
 Green laser/532nm 30mW.  
**Controls:** Sound activate, Auto, DMX512, Master/Slave  
**Channels:** 6 DMX channels  
**Safety capacity:** Sound active mode with the function of shut-off if there is no music. It is designed according to the security and good performance, which will be safer to human and environment.  
**Dimension size:** 190×160×110 mm  
**Packing size:** 230×230×155 mm  
 480×480×335 mm (8PCS/CTN)  
**N.W:** 2.0 kg  
**G.W:** 2.5 kg  
**application fields:** DJ, band, bar, pub, club, skating, Applic rink, KTV, family party etc

## GREEN STEP LASER SD306



**Power supply:** AC 220-240V/50Hz; AC110-127V/60Hz

**Laser diode:** Green laser/532nm 30mW

**Controls:** DMX512, Sound active, Auto, Master/slave

**Scanning system:** 1.8° stepper motor

**DMX channels:** 5 channels

**Modulation system:** TTL

**Features:** The light will shut off when there is no signal under DMX mode, Blackout, Non-single beam operation


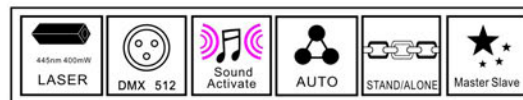
**Dimension size:** 190×160×110 mm

**Packing size:** 230×230×155 mm  
480×480×335 mm(8PCS/CTN)

**N.W:** 2.0 kg

**G.W:** 2.5 kg

## PURPLE LASER SD307



**Power supply:** AC220-240V/50Hz; AC110-127V/60Hz

**Laser diode:** purplish blue 400mw/445nm

**Modulation System:** TTL

**DMX channels:** 5 channels with black out

**Controls:** Auto, Sound activate, DMX, Master/Slave

**Appearance:** Using metal shell, streamline design

**Application fields:** club, DISCO, KTV, party, pub, theme park, etc


**Dimension size:** 190×160×110 mm

**Packing size:** 230×230×155 mm  
480×480×335mm(8PCS/CTN)

**N.W:** 2.0 kg

**G.W:** 2.5 kg

## PURPLE LASER SD323



**Power supply:** AC 100-240V , 50/60Hz

**Laser diode:** purple laser 400mW

**Modulation system:** TTL

**Working environment:** Indoor, 15°C ~ 35°C

**Channel:** 15 channels

**Controls:** DMX, Sound activate, ILDA standard DB25 Computer interface, Auto-running (Built-in 128 pattern, pen, rotate, flip, mobile, scaling, stretching, Some paint, paint, gradually strobe, 3d animation)

**Facade:** Using metal shell, streamline design

**Application fields:** Clubs, DISCO, KTV, Party, Pubs, Theme Park, etc.

**Dimension size:** 410×310×160 mm

**Packing size:** 455×352×182 mm

**N.W:** 4.0 kg

**G.W:** 5.0 kg

## GREEN ANIMATION LASER SD322



**Power supply:** AC 100-240V, 50/60Hz (Auto switching )

**Laser diode:** Green laser/532nm 300mW

**Controls:** DMX512, Sound activate, Auto, PC

**DMX channels:** 15 channels

**Scanning system:** Vibrate mirror scan (1LDS28KPPS)

**Working environment:** Indoor 15°C ~ 35°C

**Modulation system:** TTL

**Features:** Built-in program, Support the demo of demonstration animation, pattern, text, rotation, billow, movement, zoom( + / - ), stretching gradually drawing, plotting, frequency, flash, and 3D animation.

**Safety Capacity:** Overload protection, The light will shut off when there is no signal under DMX mode.

**Dimension size:** 380×250×130 mm

**Packing size:** 400×330×180 mm, 420×350×385 mm (2PCS/CTN)

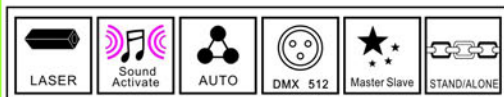
**N.W:** 4.0 kg

**G.W:** 5.0 kg

**Applicable fields:** DJs, Bands, Bars, Pubs, Clubs, Disco Dance Hall, Theme Park, Celebration, Exposition, etc



## 4 EYES RG STEP LASER SD054B




**Power supply:** AC 110-240V, 50/60Hz  
**Laser diode:** Green 30mW/532nm, Red 100mW/650nm\*2  
**Controls:** Sound activate, Auto, DMX, Master/Slave  
**DMX channels:** 5 channels  
**Power Consumption:** 36W  
**Scanning angle:** 1.8° step motor  
**Protection rating:** IP20  
**Working enviroment:** 0-40℃  
**Appearance:** black light body with aluminium by two sides and metal material on other side.  
**Dimension size:** 450×165×110 mm  
**Packing size:** 645×245×160 mm  
                                 660×510×355 mm(4PCS/CTN)  
**N.W:** 4.3 kg  
**G.W:** 5.3 kg

## 2EYES RG STEP LASER SD053B



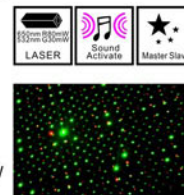
**Power supply:** AC 110-220 V, 50/60Hz  
**Diode laser:** Green 30mW/532nm, Red 100mW/650nm  
**Controls:** Sound activate, Auto, DMX, Master/Slave  
**Modulation system:** TTL  
**Dimension size:** 260 x 165 x 110 mm  
**Packing size:** 363 x 241 x 165 mm  
                                 746 x 502 x 370 mm(8PCS/CTN)  
**N.W:** 2.6 Kg, 10.4 Kg(8PCS/CTN)  
**G.W:** 3.2 Kg, 27 Kg(8PCS/CTN)  
**Application fields:** Disco dance hall, bar, theme park, club, Large celebration ceremony & performance, etc.





## FLREFLY LASER SD311



**Power supply:** AC 220V-240V/50Hz; AC 110-127V/60Hz  
**Diode laser:** Red 100mw/650nm, Green 30mw/532nm  
**Controls:** sound activate  
**Scanning Device:** 1.8° step motor  
**Dimension size:** 180×140×110 mm  
**Packing size:** 230×230×155 mm  
                                 480×480×335mm(8PCS/CTN)  
**N.W:** 1.7 Kg, 10.4 Kg(8PCS/CTN)  
**G.W:** 2.1 Kg, 20 Kg(8PCS/CTN)  
**Application fields:** black light body with aluminium by two sides and metal material on other side.

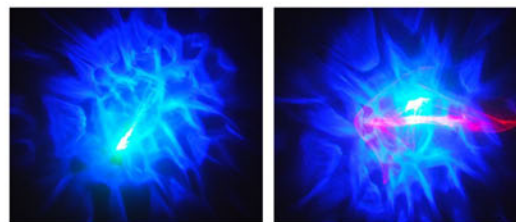



## 3D STAR EFFECT LASER SD107



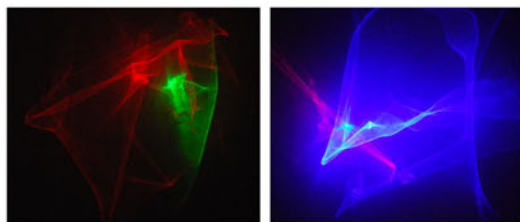

**Power Supply:** AC 100-240V, 50/60Hz  
**Laser diode:** Green 30mW/532nm + purplish blue 400mW/445nm  
**Power Consumption:** 20W  
**Controls:** Sound activate, Auto, DMX, Master/Slave, wired remote control  
**DMX channels:** 6 channels  
**Packing size:** 270×270×250 mm  
                   565×565×530 mm (8PCS/CTN)  
**N.W:** 2.5 kg  
**G.W:** 3.3 kg, 28 kg (8PCS/CTN)

## RGY LASER FANTASY SD108



**Power Supply:** AC 100-240V, 50/60Hz  
**Laser diode:** Red 80mW/650nm + Green 30mW/532nm  
**Power Consumption:** 14W  
**LED :** Blue LED \*3W  
**Controls:** Sound activate, Auto, DMX, Master/slave, wired remote control  
**DMX channels:** 5 channels  
**Packing size:** 270×270×250mm  
                   565×565×530 mm (8PCS/CTN)  
**N.W:** 2.1 kg  
**G.W:** 2.9 kg, 25 kg (8PCS/CTN)

## RGB LASER FANTASY SD109



**Power Supply:** AC 100-240V, 50/60Hz

**Laser Diode:** Red 80mW/650nm + Green 30mW/532nm + purplish blue 400mW/445nm

**Power Consumption:** 16W

**Controls:** Sound activate, Auto, DMX, Master/Slave, wired remote control



**DMX channels:** 5 channels

**Packing size:** 270 × 270 × 250 mm  
565 × 565 × 530 mm (8PCS/CTN)

**N.W:** 2.2 kg

**G.W:** 3.0 kg, 25.5 kg (8PCS/CTN)

## LED UNIVERSAL STAR SD331



**Power Supply:** AC 100-240V, 50/60Hz

**Laser Diode:** Red 80mW/650nm + Green 30mW/532nm

**Power Consumption:** 18W

**LED:** Blue LED × 3W

**Controls:** Sound activate, Auto, DMX, Master/Slave, wired remote control

**DMX channels:** 6 channels

**Packing size:** 270 × 270 × 250 mm  
565 × 565 × 530 mm (8PCS/CTN)

**N.W:** 2.2 kg

**G.W:** 3.0 kg, 25.5 kg (8PCS/CTN)



# STOBE

## STOBE

SE006	68
SE018	68
SE001	69
SE017	69
SE016	70
SE005N	70
SPC067	71

## DMX 3000W STROBE SE006



**Power supply:** AC 220V, 50Hz

**Power consumption:** 3000W

**Lamp type:** 3000W pulse tube

**Controls:** knob adjust and DMX512, auto

**Appearance:** Metal shell, streamlined designed

**Working Environment:** up to 40°C

**Protection rating:** IP20

**Dimension size:** 245 x 425 x 240 mm

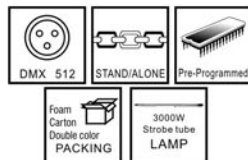
**Packing size:** 270 x 270 x 150 mm

550 x 190 x 310 mm (3PCS/CTN) (GIFT BOX)

**N.W:** 7.5 kg

**G.W:** 8.3 kg

**Application fields:** Disco Hall, Stage, theater and other places.



## DMX 750W STROBE SE017



**Power supply:** AC 220, 50/60Hz; AC 110V, 50/60Hz

**Power consumption:** 750W

**Lamp type:** 750W pulse tube

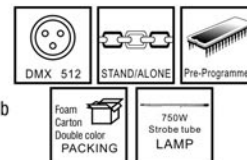
**Function:** dimming and speed adjustable by knob and DMX control is available

**Dimension size:** 312 x 176 x 223 mm

**Packing size:** 550x 190 x 310 mm

**N.W:** 3.7 kg

**G.W:** 4.4 Kg



## DMX 1500W STROBE SE018



**Power supply:** AC 220V, 50Hz

**Power consumption:** 1500W

**Lamp type:** 1500W pulse tube

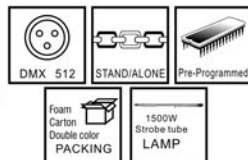
**Function:** dimming and speed adjustable by knob and controller

**Dimension size:** 500 x 190 x 130 mm

**Packing size:** 550 x 230 x 310 mm

**N.W:** 4.7 kg

**G.W:** 5.7 kg



## 1500W STROBE SE001



**Power supply:** AC 220V-240V, 50Hz

**Power consumption:** 1500W

**Lamp type:** 1500W pulse tube

**Function:** single light speed adjustable, inside with dimmer function, exclusive console (optional)

**Dimension size:** 510 x 130 x 220 mm

**Packing size:** 500 x 240 x 280 mm

520 x 520 x 600 mm (4PCS/CTN)

**N.W:** 4.7 kg

**G.W:** 5.4 kg



## LED STROBE SE016



**Power supply:** AC 100-240V,50/60Hz

**Power consumption:** 87W

**LED Units:** 132 PCS \* ( 5730 ) LED ( white )

**Controls:** DMX, Sound activate , Auto, Master/Slave

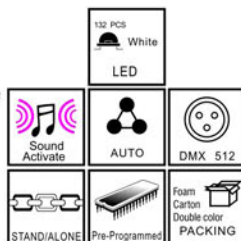
**DMX512 Channels:** 3channels

**Dimension Size:** 435×202.5×167 mm

**Packing Size:** 500×240×280 mm

**N.W:** 4.2 Kg

**G.W:** 5.0 Kg



## 150W STROBE SE005N



**Power supply:** AC 220V, 50/60Hz; AC 110 V, 50/60Hz

**Power consumption:** 150W

**Lamp type:** 150W Strobe tube

**Function:** flash speed adjustable

**Dimension size:** 230 x 220 x 100 mm

**Packing size:** 290 x 120 x 270 mm(GIFT BOX);

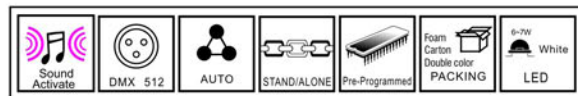
570 X 310 X 640 mm(10PCS/CTN)

**N.W:** 1.6 kg,14 kg(10PCS/CTN)

**G.W:** 1.9 kg,18.3 kg(10PCS/CTN)



## LED STROBE(WATER EFFECTS) SPC067



**Power supply:** AC 100-240V,50/60Hz

**Power consumption:** 48W

**LED Unit:** 6 X 7W

**Beam angle:** 90°

**Controls:** Auto, Master/Slave, DMX, Strobe chase

**DMX Channels:** 9 channels

**Working environment:** up to 40°C

**Protection rating:** IP20

**Application fields:** stage, dance hall, effect room, illumination etc.

**Dimension size:** 460 x 88 x 92.5mm

**Packing size:** 550 x 190 x 310 mm

580 x 590 x 645 mm(6PCS/CTN)

**N.W:** 2.5 kg

**G.W:** 3.2 kg ,19.2 kg (6PCS/CTN)

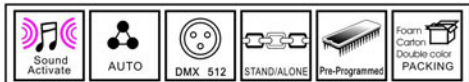
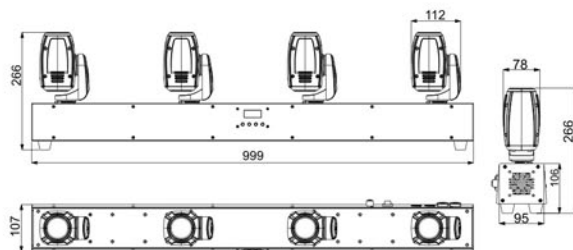


# DJ/CLUB LIGHTING

## DJ/CLUB LIGHTING

SPC069A	74
SPC069B	74
SPC065A	76
SPC065B	76
SPC025	77
SPH025	78
SPG141	78
SPC029N	79
SPC062	79
SPG002	80
SPG005	80
SPG078	81
SPG129	81
SPG017N	82
SPG302	82
SPG131	83
SPP006	83
SPC070	84
SPC072	85

## LED MOVING HEAD 4 BEAM SPC069A/SPC069B



SPC069A is one kind of powerful 8W LED moving head beam light, it uses brand new and beautiful metal and plastic body with excellent performance of resistance to high heat and hard force. With CE & CCC certificates and according to the standard of USITT DMX512, the light is available to stand alone control and also master/slave mode, and it features quiet and fast operation with multi functions. Their application could be stage, studio, club and bars etc.

### SPC069A

#### I. Light source characteristic

**Light source:** 4x8W LED white

**Life span:** 10000 hours

High quality optical lens

**LED type:** 1770LUX@7M

High efficiency and low noise

cooling system

Beam angle 11°

white light 6500K

#### II. Electrical parameters

Multi voltage electronic power supply

**Power supply:**

AC 100-240V, 50/60Hz

#### III. Mechanical parameters

**Length:** 107 mm (4.2")

**Width:** 999 mm (39.3")

**Height:** 266 mm (10.5")

**N.W:** 11.2 kg

**G.W:** 13.5 kg

**Packing:** 1175x310x180 mm

#### IV. Lighting control

LCD display

**DMX channels:** 6/18 channels

USITT DMX 512

**Flash:** Electronic strobe and dimming; 1-18 pulses one second

**Dimmer:** Electronic linear dimming 0-100%

**Scanner:** Pan 540°Tilt 270°with automatic error correction with 8-bit and 16-bit rotation accuracy, precise positioning, rotation speed adjustable error correction

4 mini moving head lights, individually controllable, efficient LED light off, speed controllable.

The lighting is two power terminals, one is input, another is output

**Controls:** DMX, Master/ Slave, Sound activate, Auto

### SPC069B

#### I. Light source characteristic

**Light source:** 4x10W LED RGBW

**Life span:** 10000 hours

High quality optical lens

**LED type:** 1770LUX@7M

High efficiency and low noise

cooling system

Beam angle 11°

white light 6500K

#### II. Electrical parameters

Multi voltage electronic power supply

**Power supply:**

AC 100-240V, 50/60Hz

#### III. Mechanical parameters

**Length:** 107 mm (4.2")

**Width:** 999 mm (39.3")

**Height:** 266 mm (10.5")

**N.W:** 11.2 kg

**G.W:** 13.5 kg

**Packing:** 1175x310x180 mm

#### IV. Lighting control

LCD display

**DMX channels:** 10/34 DMX

channels USITT DMX 512

**Flash:** Electronic strobe and dimming; 1-18 pulses one second

**Dimmer:** Electronic linear dimming 0-100%

**Scanner:** Pan 540°Tilt 270°with automatic error correction with 8-bit and 16-bit rotation accuracy, precise positioning, rotation speed adjustable error correction

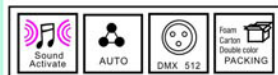
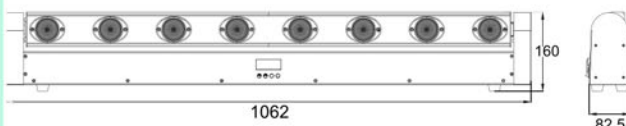
4 mini moving head lights, individually controllable, efficient LED light off, speed controllable.

The lighting is two power terminals, one is input, another is output

**Controls:** DMX, Master/ Slave, Sound activate, Auto



## SCANNER 8 BEAM SPC065A/SPC065B



### SPC065B

### SPC065A

**Appearance:** Black, a combination of both profiles and sheet metal

**Power supply:**  
AC 100-240V, 50/60Hz

**Power consumption:** 115W

**LED type:** 8W high power white LED x 8PCS

**Controls:** Auto, Sound activate, DMX

**Protection Rating:** IP20

**Working Environment:** up to 40°C

**Moving:** Y-axis 180°

**DMX Channels:** 16 channels

**Installation method:** Hanging, vertical

**Dimension size:**  
1062x82.5x160 mm

**N.W:** 8 kg

**Appearance:** Black, a combination of both profiles and sheet metal

**Power supply:**  
AC 100-240V, 50/60Hz

**Power consumption:** 120W

**LED type:** RGBW, four in one, 10W x 8pcs

**Control:** AUTO, Sound activated, DMX512

**Protection Rating:** IP20

**Working Environment:** up to 40°C

**Moving:** Y-axis 180°

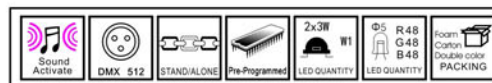
**DMX Channels:** 12/40 channels

**Installation method:** Hanging, vertical

**Dimension size:**  
1062x82.5x160 mm

**N.W:** 8 kg

## LED MOON FLOWER WASH SPC025



LED flood light uses ingenious design. It has RGB dimmer and color mix function as traditional flood light, but also has dynamic picture running automatically. It has high power LED with moon flower effect at the both sides. It uses constant current driver, which makes the LED with long working time and uniform brightness. Make the use of the theory that RGB basic color to make multicolor and dependent light point on the screen, it can create many auto effects. Under DMX control model, it can change the color and effect quickly. And built-in program is also available. Vivid color changing and dynamic light beam effect

**Power supply:** AC100-240V

**Frequency:** 50/60Hz

**Power consumption:** 26W

**Light source:** (wash LED in the middle)  $\phi 5 \times 144$  pcs (R48, G48, B48, dimmer: 0-255); (effect LED) 1\*3W White left and 1\*3W White right

**Patterns:** 255 kinds of pattern (animation or fixed), can adjust dimmer, color change, fade, strobe, strobe duty cycle, run speed, run direction

**DMX Channels:** 18 channels

**Controls:** DMX, Master/Slave, Sound active, auto (built-in 8 programmers + 7 sound activation scenes + color strobe and fade)

**Feature:** Multi effect, Long life, high safety performance and wide working voltage

**Application:** Dance hall, Disco, KTV, Party, Club etc

**Dimension size:** 490.2 x 121 x 107.2 mm


**N.W:** 3.3 kg



## LED DANCING FLOOR LIGHT SPH025



**Power supply:** AC 100-240V, 50/60Hz  
**Power supply:** 50W  
**Control:** Auto, Sound activate, DMX, Master/Slave  
**Control panel:** Digital tube, keys  
**Protection rate:** IP20  
**Working environment:** up to 40°C  
**Packing size:** 1090 x 1090 x 180 mm  
**N.W:** 33.5 kg  
**G.W:** 38.0 kg



## LED ARC WASH LIGHT SPG141



**Power supply:** AC 100-240 V, 50/60Hz  
**Power consumption:** 23 W  
**LED units:** 288 x 5 mm LED units (R72, G72, B72, W72)  
**Working environment:** indoor, -20°C ~ 40°C  
**Control channels:** 4 DMX channels  
**Protection rate:** IP20  
**Controls:** DMX, Master/Slave, Sound activate, Auto  
**Dimension size:** 330 x 126 x 93 mm  
**Packing size:** 405 x 140 x 205 mm  
**N.W:** 1.5 kg  
**G.W:** 2.0 kg



## LED MARQUEE LIGHT SPC029N



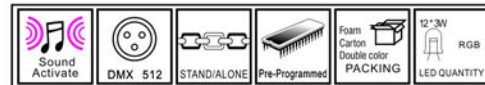
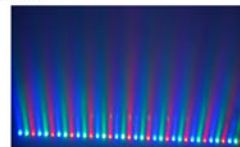
**Power supply:** AC110-240 V, 50/60Hz  
**Power consumption:** 28W  
**LED units:** 252 x 10 mm LED units (R84 G84 B84)  
**Beam angle:** 30°  
**Feature:** RGB color  
 mixing, flash, chase, fade, DMX512 /Auto  
**Operation:** LED display/ Button operation  
**LED section:** 4 sections  
**DMX channels:** 2/3/6/7 channels (optional)  
**Dimension size:** 1000 x 64.5 x 66 mm  
**Packing size:** 1080 x 120 x 120 mm  
 1095 x 390 x 280 mm (6PCS/CTN)  
**N.W:** 2.5 kg  
**G.W:** 20 kg (6PCS/CTN)



## LED MARQUEE LIGHT 36 SPC062



**Power supply:** AC100-240V/50-60Hz  
**Power consumption:** 55W  
**LED units:** 12x3W (3 in 1)  
**Beam angle:** 25°  
**Controls:** DMX, Auto, Master/Slave, Sound activate  
**DMX channels:** 4 Channels (d-p1:4CH, d-p2:13CH, d-p3:36CH, d-p4:6CH)  
**Working environment:** up to 40°C  
**Protection rate:** IP20  
**Packing size:** 1080 x 120 x 120 mm  
**N.W:** 2.6 Kg  
**G.W:** 3.3 Kg



## LED FLOWER LIGHT SPG002



**Power supply:** AC100-240V, 50/60Hz

**Power consumption:** 24W

**LED unit:** 6X3W LED units (R2,G2,B2)

**Controls:**

DMX,Auto,Sound activate,Master/Slave

**DMX channels:** 6 channels

**Features:** small size, changeable patterns, suitable for every entertainment place and home party.

**Dimension size:** 182 x 182 x 156 mm

**Packing size:** 250 x 240 x 220 mm

530 x 500 x 470 mm(8PCS/CTN)

**N.W:** 0.77 kg

**G.W:** 1.15 kg



## LED ROUND MIRROR MINELIGHT SPG078



**Power supply:** AC 110-127V, 60Hz;  
AC 220-240V,50Hz

**Power consumption:** 30W

**LED unit:** 3 x 5W LED units (R1,G1,B1)

**DMX channels:** 9 channels

**Controls:**

DMX ,Sound activate,Auto,Master/Slave

**Working environment:** indoor, -20℃~40℃

**Protection rating:** IP20

**Dimension size:** 310 x 310 x 410 mm

**Packing size:** 320 x 320 x 480 mm (GIFT BOX)

**N.W:** 3.9 kg

**G.W:** 4.8 kg



## LED MINI MUSHROOM LIGHT SPG005



**Power supply:** AC 110-240 V, 50/60Hz

**Power consumption:** 35W

**DMX channels:** 9 channels

**LED unit:** 6 x 3W LED units (R2,G2,B2)

**Controls:**

DMX,Sound activate,Auto,Master/Slave

**Working environment:** indoor, -20℃~40℃

**Protection rating:** IP20

**Dimension size:** 270 x 270 x 350 mm

**Packing size:** 290 x 290 x 380 mm (GIFT BOX)

**N.W:** 2.5 kg

**G.W:** 3.2 kg



## LED 5 EYES MOON LIGHT SPG129



**Power supply:** AC 100-240V, 50/60Hz

**Power consumption:** 22W

**LED Units:** 282 x5mm LED

( R60,G75,B45,W102 )

**Controls:**

DMX , Sound activate, Auto, Master/Slave

**DMX512 Channels:** 8 channels

**Dimension Size:** 305.5x305.5x214 mm

**Packing Size:** 440x440x320 mm

**N.W:** 4.0 Kg

**G.W:** 4.4 Kg



## LED DOUBLE DERBY LIGHT SPG017N



**Power supply:** AC 110-240V,50/60Hz

**Power consumption:** 31W

**Lamp type:** CREE 4 in 1

**Light source:** 10W RGBW 2 LED units

**Rotation angle:** 360°arbitrary rotation

**Working environment:** indoor -20~40℃

**Channel:** 7 DMX Channels

**Controls:** Auto, Master/Slave,DMX,Sound activate

**Beams:** 14 colorful beams

**Rotation:** Smooth rotation with arbitrary angle

**Dimmer:** 0-100% electronic linear dimming

**Sound active:** Dynamic changes with music

**Dimension size:** 288x272x191 mm

**Packing size:** 350x345x240 mm

**N.W:** 3.5 kg

**G.W:** 4.5 kg



## LED SHELL LIGHT SPG302



**Power supply:** AC 100-240 V, 50/60Hz

**Power consumption:** 12W

**LED unit:** 3 x 3W(RGB 3in1)

**Patterns:** flash, circle rotation

**DMX channels:** 6 channels

**Controls:**

DMX,Master/Slave,Soundactivate,Auto

**Working environment:** indoor, -20℃~40℃

**Dimension size:** 282 x 274 x 198 mm

**Packing size:** 390 x 360 x 370 mm

**N.W:** 2.8 kg

**G.W:** 3.0 kg



## LED 6 ANGLES LIGHT SPG131



**Power supply:** AC 110-240V,50/60Hz

**Power consumption:** 35W

**LED units:** 252 x 5mm LED units(R108,G72,B72)

**DMX channels:** 8 channels

**Controls:** DMX, Auto, Sound activate, Master/Slave

**Features:** 16 different geometric patterns, adjustable

**Protection rating:** IP20

**Working environment:** indoor, -20℃~40℃

**Dimension size:** 310 x 280 x 240 mm

**Packing size:** 440 x 440 x 320 mm (GIFT BOX)


**N.W:** 4.2 kg

**G.W:** 5.0 kg

**Application fields:** DJ, bar, pub, club, DISCO, KTV, etc.



## LED 7 HEADS MAGIC LIGHT SPP006



**Power supply:** AC 110-127V/60Hz;220-240V/50Hz

**Power consumption:** 35W

**LED unit:** 469 x 5mm LED units(R280,G63,B126)

**DMX channels:** 9 channels

**Controls:** DMX512, Auto,Sound Activate,Master/Slave

**Features:** 35 different geometric patterns,

adjustable,Flash, Built-in programs

**Protection rating:**IP20

**Working environment:** indoor, -20℃~40℃


**Dimension size:** 305 x 340 x 285 mm

**Packing size:** 390 x 360 x 370 mm

**N.W:** 6.5 Kg

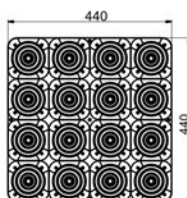
**G.W:** 8.0 Kg

**Application fields:** DJ, bar, pub, club, disco, KTV, etc.





## LED MATRIX LIGHT SPC070



**Appearance:** black light body with aluminium by two sides and metal material on other side.

**Power supply:** AC 110-240V, 50-60Hz

**Power consumption:** 200W

**Power cable (optional):** 220V-European curved plug, core wire 1.5mm<sup>2</sup>, cable length 1.2 metre

110V-American plug, two pins, core wire 1.5mm<sup>2</sup>, cable length 1.2 metre

**Laser tube:** 16×15W RGB 3 in 1

**Controls:** Sound activate, Auto, DMX, Master/slave

**Operation interface:** nixie tube, Press key

**DMX channel:** Two kinds of channel mode, 7channel and 55channel


**Protection rate:** IP20

**Working enviroment :** 0-40°C

**Dimension size:** 440×440×120 mm

**Packing size:** 510×510×160 mm

## LED MATRIX LIGHT SPC072



**Appearance:** black light body with aluminium by two sides and metal material on other side.

**Power supply:** AC 110-240V, 50-60Hz

**Power consumption:** 300W

**Power cable (optional):** 220V-European curved plug, core wire 1.5mm<sup>2</sup>, cable length 1.2 metre

110V-American plug, two pins, core wire 1.5mm<sup>2</sup>, cable length 1.2 metre

**Laser tube:** 25×15W RGB 3 in 1

**Controls:** Sound activate, Auto, DMX, Master/slave

**Operation interface:** nixie tube, Press key

**DMX channel:** Two kinds of channel mode, 7channel and 82channel

**Protection rate:** IP20

**Working enviroment :** 0-40°C

**Dimension size:** 550×550×120 mm

**Packing size:** 620×620×160 mm

## ARCHITECTURAL

2049  
Vanke

KZD040B ..... 88

KZD041B ..... 89

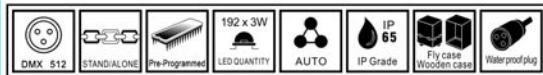
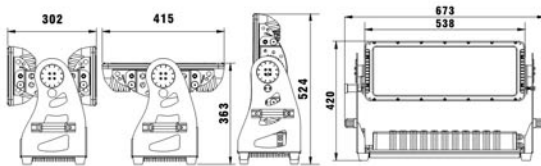
KZD077 ..... 90

SPC045B ..... 91

万科馆出口  
EXIT OF VANKE



## LED DOUBLE WASH LIGHT KZD040B



**Power supply:** AC 220-240 V,50Hz;AC 100-120 V,60Hz

**LED Unit:** 96 x 2, 3W LED unit

**Beam angle:** 25° (45° ,15° optional)

**DMX channels:** 7 Modes(STAGE,Arc.1,Ar1.d,Arc.2,Ar2.d,Ar2.s,HSV)

**Controls:** Auto, Master/Slave , DMX

**Mixing color:** RGBW linear mixing color

**Dimmer:** 0-100% non-linear dimming

**Strobe:** Independent electron strobe,1-20Hz

**Working life:** 50000 hours

**Protection rating:** IP65

**Working Environment:** up to 40°C

**Rotate angle:** single 90° , whole 180°

**Feature:** high intensity die-casting aluminum alloy, heat elimination by housing

**Function:** high illuminating efficiency, stable function, with 3 ways temperature control testing and protection function.16bit pwm dimming,1-20Hz electronic flash, with auto, slave function, and DMX stand/alone function

**Optional:** RGBW/AW

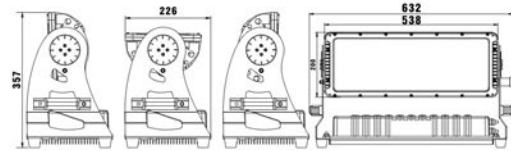
**Dimension Size:** 673 x 415 x 524 mm

**Packing Size:**770 x 355 x 500 mm(Wooden case);740 x 375 x 618 mm(Flight case)

**N.W:** 37 kg

**G.W:** 45.8 kg(Wooden case);55 kg(Flight case)

## LED SINGLE WASH LIGHT KZD041B



**Power supply:** AC 220-240 V,50Hz;AC 100-120 V,60Hz

**LED Units:** 96 x 3W LED unit

**Beam angle:** 25° (45°/15° optional)

**DMX channels:** 7 Modes(STAGE,Arc.1,Ar1.d,Arc.2,Ar2.d,Ar2.s,HSV)

**Controls:** Auto, Master/Slave , DMX

**Mixing color:** RGBW linear mixing color

**Dimmer:** 0-100% non-linear dimming

**Strobe:** Independent electron strobe,1-20Hz

**Working life:** 50000 hours

**Protection rating:** IP65

**Working Environment:** up to 40°C

**Rotate angle:** 180°

**Feature:** high intensity die-casting aluminum alloy, heat elimination by housing

**Function:** high illuminating efficiency, stable function, with 3 ways temperature control testing and protection function.16bit pwm dimming,1-20Hz electronic flash, with auto, slave function, and DMX stand/alone function

**Optional:** RGBW/AW

**Dimension Size:** 633 x 226 x 358 mm

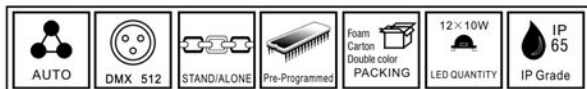

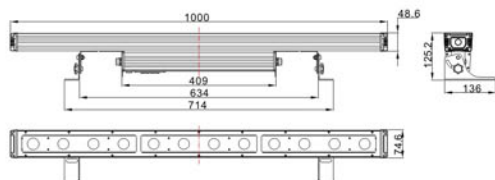
**Packing Size:**740 x 280 x 380 mm(Wooden case);700 x 280 x 440 mm(Flight case)

**N.W:** 18.5 kg

**G.W:** 23 kg(Wooden case);26.5kg(Flight case)



## LED LINEAR WATERPROOF LIGHT KZD077



**Power supply:** AC 100-240V/50-60Hz

**Power consumption:** 150W

**LED Unit:** 12x10W(RGBW 4 in 1)

**Lense:** 25° (Customizable)

**Controls:** Auto, Master/Slave, DMX

**DMX channels:** 7 Channels

**Working Environment:** up to 40°C

**Protection rating:** IP65

**Working environment:** indoor and outdoor



**Dimension size:** 1000x136x125mm (include stand)

**Packing size:** 1050x170x175 mm  
1075x360x375 mm(4PCS/CTN)

**N.W:** 5.3 kg

**G.W:** 6 kg ,27 Kg (4PCS/CTN)

## LED WATER PROOF PAR SPC045B



**Power supply:** AC100-240V, 50/60HZ

**Power consumption:** 200W

**Light source:** 54x3W (R12,G12,B12,W12)

**Typical lumen maintenance rate:** 70% @ 600000 hours

**Beam angle:** 25° ( 15°/30°/45°/60°optional )

**Display:** digital-tube display

**Channels:** 5/8 DMX channels

**Strobe:** mechanic strobe effect with high frequency

**Dimming:** electronic dimming (0-100%)

**Controls:** Auto, DMX, Master/Slave

**Protection rating:** IP65

**Working Environment:** up to 40°C

**Max temperature of product surface:** 55°C

**Dimension size:** 259x259x232.5 mm

**Packing size:** 404x359x359 mm

**N.W:** 9.9 kg

**G.W:** 11 kg

**Application:** It is widely used in theater, studio, arts performing, auditorium, lecture hall, gymnasium and the other large and medium-sized performing places.

# CONTROLLER

## CONTROLLER


GM081 .....	94
GM089 .....	96
SM106 .....	97
SM006N .....	98
SM211 .....	99
SM011A .....	100
SM011B .....	100
GM035 .....	101



## COLORFUL 2010 LIGHTING CONTROLLER GM081



Original Streamline design panel, PCL sticking, durable, Exquisite appearance.



Built-in program can contain:  
300 lamp-sockets  
more than 100 Performance programs  
Built-in removable Memory chip



new locate fixture button



unique operating button, simple, practical and speedy.



15 playback button, master 450 chases, programs and cue list 15

The Colorful 2010 is a cosmetically updated Colorful 2048 with the addition of USB memory, giving storage for the complete set of personality files as well as multiple show files.

The Colorful 2010 combines compact dimensions with plenty of power, offering full moving light control for up to 240 intelligent fixtures.

Channels can be allocated as HTP or LTP for control of dimmers, color changers or multi-channel fixtures, all of which can be patched with one button press.

### specification

Internal flash drive, similar in functionality to a hard disk, but faster and more rugged. Provides enough storage for:

the entire fixture library of more than 3,000 files

over a hundred show files

removable external memory stick

Cache the entire fixture library of more than 3,000 files

Improved method of fixture selection for patching

New locate fixture button

Fixture selects (selecting the top row of faders)

2048 channels

240 intelligent fixture

240 dimmer control channels

Theatrical plotting and playback function

Shape generator for instant creation of patterns and effects

15 playback masters controlling 450 memories, chases or cue lists

Midi and bases, mid, treble sound to light triggers

Color vga output fitted as standard

Each console individually has an electronic serial number

**Dimension size:** 760 x 600 x 150 mm


**Package size:** 850 x 700 x 300 mm

**N.W:** 22.5 kg

**G.W:** 51 kg (flight case included)



## Ch1024 PRO DMX CONTROLLER GM089



**Power supply:** AC 110-240 V, 50/60Hz

**Power consumption:** 35W

**Control panel:** 4 x 3-pin DMX512 output interface; MIDI in/thumd interface, it's available to save 450 scenes or programs, 60 groups and 50 snaps

**Output:** DMX 512 Monitor: LCD Display

**Features:** control 32 lights is available, every light with 32 channels. 48 independent scenes, it's available to open all in the same time. 48 programs (scene unshared) running in the same time is available, speed/slip of every running data is adjustable independently. Hold on 2 digital keys to open the scene, program and program group (32 program groups), meantime all could be opened, every program group included 48 steps, every step included 48 programs, the running time of every step of program groups can be adjusted independently. 2 group of DMX512 signal output, LINE I (DMX OUT I, DMXOUT II) signal in accordance with the lights of 1-16 team, LINE II (DMXOUT I, DMXOUT II) signal in accordance with the lights of 17-32 team. Separate the signal output to prevent light electric leakage and damage the controller, Pan/Tilt turntable control, set the channel randomly.

**Dimension size:** 480 x 380 x 80 mm

**Packing size:** 550 x 465 x 200 mm

**N.W:** 6.6 kg

**G.W:** 8.4 kg

## CH360 PRO DMX CONTROLLER SM106



**Power supply:** AC 100-240 V, 50/60Hz

**Power consumption:** 35W

360 DMX512 control channels

**Control:** 18 lights is available, every light with 20 channel 54 independent scenes, and can be output in the same time.

Open the scene, program and program team of the middle of 2 digital keys in the same time is available when pressing on the front and rear 2 digital keys.

36 programs (the scene unshared), open 36 programs in the same time is available, the running parameter of every program can be controlled independently, time/slip of each step adjustable.

18 program groups, operating all the program groups in the same time is available, every program group included 36 steps, every step included 36 programs is available, the running time of every step of program groups can be adjusted independently, signal output isolated, avoid to burnout the controller caused by the electric leakage.

23-pins 512 digital output socket.

Pan/Tilt control wheel, set the channel randomly.

MIDI IN/THUMB interface.

**Dimension size:** 480 x 274 x 100 mm

**Packing size:** 550 x 365 x 200 mm

**N.W:** 4.9 kg

**G.W:** 6.4 kg

## **CH192 DMX CONTROLLER SM006B**



**Power supply:** AC 110-240 V, 50/60Hz

**Power consumption:** 10 W

**Control panel:** total 192 DMX channels, controls 12 DMX Lights. 16 channels for each light

**Output:** DMX 512

**Monitor:** Digital LED Display

**Features:** 30 banks of memory up to 240 scenes, 6 programmable chase memories. 4 working modes; sound activate, auto, manual, midi.

**Dimension size:** 504 x 155 x 70 mm

**Packing size:** 610x200x150 mm

630 x 420 x 490 mm(10PCS/CTN)

**N.W:** 1.71 kg, 17.1 kg(10PCS/CTN)

**G.W:** 2.25 kg, 22.5 kg(10PCS/CTN)

## **MINI DMX CONTROLLER SM211**



**Power supply:** DC9V Input(External connect electronic Transformer AC100~240V), can charge the internal battery. Built-in 9V rechargeable battery, it can work 8 hours maximum when fully charged (close nixietube display mode).

**Power:** 1.2W(max), 0.5W(Disable display mode)

**Digital signal:** DMX512/1990

**Features:** LED display, 8 channels. with page menu and buttons, you can control 512 channels and store 30 scenes (the dimmer value of single-step 512 channels). Flexibility, small size, easy to carry, easy to use.

**Appearance:** streamline design

**Working environment:** indoor, -20°C ~ 40°C

**Protection rate:** IP20

**Application fields:** small performances, outdoor party, Engineering installation, debugging and maintain the lamps.

**Dimension size:** 170.5 x 85.5 x 36 mm

**N.W:** 0.33 kg, 3.3 kg(10PCS/CTN)

**G.W:** 0.45 kg, 7.6 kg(10PCS/CTN)

## SM011A 8CH KEYBOARD AMERICAN TYPE

## SM011B 8CH KEYBOARD EUROPEAN TYPE



SM011A



SM011B

**Power supply:** AC 110-240 V,50/60Hz

**Control pannel:** 8CH power switchboard

**Features:** 15A output,European and American,plug(optional)

**Dimension size:** 500 x 115 x 70 mm

**Packing size:** 610 x 200 x 90 mm

630 x 420 x 490 mm(10PCS/CTN)

**N.W:** 1.3 kg(SM011A,1PC),13 kg(SM011A,10PCS/CTN)

1.6 kg(SM011B,1PC),16 kg(SM011B,10PCS/CTN)

**G.W:** 1.5 kg(SM011A,1PC),16.4 kg(SM011A,10PCS/CTN)

1.8 kg(SM011B,1PC),19.4 kg(SM011B,10PCS/CTN)

## 4 WAY DMX AMPLIFIER

## GM035



**Power supply:** AC 220/110 V,50/60Hz

**Output:** 1 input and 4 output

**Dimension size:** 320 x 173 x 75 mm

**Packing size:** 420 x 240 x 220 mm

**N.W:** 2.3 kg

**G.W:** 2.7 kg



# EFFECT MACHINE

## EFFECT MACHINE

SI018 .....	104
SI050E .....	104
SI051E .....	105
SI052 .....	105
SI047 .....	106
SI044B .....	106
SI049 .....	107
SI016N .....	107
SI032F .....	108
SI013 .....	108
SJ001N .....	109
SJ003 .....	109
SR009 .....	110
SR008 .....	110
SR007A .....	111
SR007B .....	111

## 400W RECREATION FOG MACHINE SI018



**Power supply:** AC 220-230 V/50Hz;  
AC 110-120 V/60Hz  
**Power consumption:** 400W  
**Control:** Manual control  
**Tank capacity:** 0.25 L  
**Smoke output:** 3000cuff/min  
**Output distance:** 3M  
**Wire control distance:** 5M  
**Warm up time:** 3min  
**Controls:** Manual control, External remote control  
**Dimension size:** 255 x 128 x 150 mm  
**Packing size:** 290 x 150 x 190 mm  
610 x 330 x 420 mm(8PCS/CTN)  
**N.W:** 2 kg  
**G.W:** 2.3 kg, 18.4 kg(8PCS/CTN)



## 800W RECREATION FOG MACHINE SI050E



**Power supply:** AC 220-240 V/50Hz;  
AC 110-127 V/60Hz  
**Power consumption:** 800W  
**Warm up time:** 5mins  
**Tank capacity:** 0.9L  
**Smoke output:** 3500cuff/min  
**Output distance:** 5m  
**Wire-control distance:** 5m  
**Control:** Manual control, External remote control  
**Dimension:** 415 x 200 x 185 mm  
**Packing size:** 420 x 240 x 220 mm  
500 x 435 x 460 mm(4PCS/CTN)  
**N.W:** 3.1 kg  
**G.W:** 3.71 kg, 16 kg(4PCS/CTN)



## 1200W RECREATION FOG MACHINE SI051E



**Power supply:** AC 220-240 V/50Hz;  
AC 110-120 V/60Hz  
**Power consumption:** 1200W  
**Warm up time:** 8mins  
**Tank capacity:** 0.9L  
**Smoke output:** 10000cuff/min  
**Output distance:** 6~8m  
**Control:** Manual control, External remote control  
**Wireless distance:** 25m  
**Dimension size:** 415 x 200 x 185 mm  
**Packing size:** 465 x 290 x 225 mm  
600 x 480 x 480 mm(4PCS/CTN)  
**N.W:** 6.6 kg(1PCS/CTN)  
**G.W:** 17.9 kg(2PCS/CTN)



## 1500W RECREATION FOG MACHINE SI052



**Power supply:** AC 220-240 V/50Hz;  
AC 110-120 V/60Hz  
**Power consumption:** 1500W  
**Warm up time:** 8mins  
**Tank capacity:** 2.3L  
**Smoke output:** 18000cuff/min  
**Output distance:** 6~8m  
**Control:** Manual control, External remote control  
**Wireless distance:** 25m  
**Dimension size:** 470 x 260 x 190 mm  
**Packing size:** 530 x 320 x 270 mm  
660 x 545 x 290 mm(2PCS/CTN)  
**N.W:** 6.6 kg  
**G.W:** 8.2 kg, 17.9 kg(2PCS/CTN)



## 1500W PROFESSIONAL FOG MACHINE S1047



**Power supply:** AC220-240V/50HZ;  
AC110-120V/60HZ  
**Power consumption:** 1500W  
**Control:** DMX512 (1 Channel), remote control, Manual control  
**Temperature control:** Electronic temperature control  
**Capacity:** 2.3L  
**Output:** 1500cuft/min  
**Output distance:** 6-8M  
**Warm up time:** 8min  
**Remote control distance:** 20-30m  
**Dimension size:** 470X280X140 mm  
**Packing size:** 565X370X260 mm  
575X380X540 mm(2PCS/CTN)

**N.W:** 7.5 kg  
**G.W:** 8.6 kg, 18.5 kg(2PCS/CTN)




## DMX 1500W MOVING HEAD FOG MACHINE S1044B



**Power supply:** AC220-240V  
/50HZ; AC110-120V/60HZ  
**Power consumption:** 1500W  
**Control:** DMX512 (2 Channels), remote control, Manual control  
**Capacity:** 2.32L  
**Output:** 1500cuft/min  
**Output distance:** 6-8M  
**Warm up time:** 8min  
**Remote control distance:** 20-30m  
**Output direction:** 0~90°  
**Packing size:** 510X375X260mm  
525X390X540mm(2PCS/CTN)

**N.W:** 9.5 Kg  
**G.W:** 10.5 Kg



## 3000W PROFESSIONAL FOG MACHINE S1049



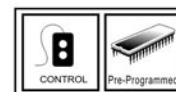
**Power supply:** AC 220-240 V  
/ 50Hz; AC 110-120 V/60Hz  
**Power consumption:** 3000W  
**Overload protection:** Air switch  
**Control:** DMX512(1 Channl), remote  
control, Manual control  
**Capacity:** 6L  
**Output:** 3000cuft/min  
**Output distance:** 10-12M  
**Remote control distance:** 20-30M  
**Warm up time:** 8~10min  
**Dimension size:** 600 x 302 x 235 mm  
**Packing size:** 670 x 340 x 300 mm  
**N.W:** 18.3 kg  
**G.W:** 19.5 kg



## HAZE MACHINE S1016N



**Power supply:** AC 220-240 V/50Hz ;  
AC 100-120 V/60Hz  
**Power consumption:** 1200W  
**Control:** Manual control  
**Warm up time:** 8 min  
**Tank capacity:** 1.2 L  
**Smoke output:** 5600 cuft/min  
**Output distance:** 4~5 m  
**Wire control distance:** 5m(Remote control  
optional)  
**Dimension size:** 525 x 210 x 235 mm  
**Packing size:** 610 x 320 x 320 mm  
**N.W:** 8.2 kg  
**G.W:** 9.3 kg





## MULTI DIRECTION FOG MACHINE SI032F



**Power supply:** AC 220-240 V/ 50Hz ;

AC 100-120 V/60Hz

**Power consumption:** 1500W

**Warm up time:** 8 min

**Tank capacity:** 2.5L

**Smoke output:** 15000 cuft/min

**Output distance:** 8m Remote

**Control distance:** 20~30m

**Controls:** DMX 512, wire, remote


**Dimension size:** 360 x 295 x 137 mm

**Packing size:** 465 x 365 x 255 mm

480 x 380 x 530 mm(2PCS/CTN)

**N.W:** 6.2 kg

**G.W:** 7.3 kg(1pcs), 16 kg(2pcs)



## LOW FOG MACHINE SI013



**Power supply:** AC 220-110 V/ 50Hz;

AC 110-120V/60HZ

**Power consumption:** 1500 W

**Tank capacity:** 1.2 L

**Warm up time:** 10 min

**Smoke output:** 15000 cuft/min

**Control:** DMX512 (1 Channel) , remote control

**Remote control distance:** 20~30 m

**Dimension size:** 670 x 355 x 450 mm

**Packing size:** 700 x 370 x 480 mm

**N.W:** 16.5 kg

**G.W:** 18.3 kg



## BUBBLE MACHINE SJ001N



**Power supply:** AC 220-110 V, 50/60Hz;

AC 110-127 V/ 60Hz

**Power consumption:** 25W

**Motor:** 20rpm

**Protection rate:** IP20

**Dimension size:** 300 x 200 x 270 mm

**Packing size:** 340 x 270 x 320 mm

**N.W:** 2.3 kg

**G.W:** 3 kg

## BIG BUBBLE MACHINE SJ003



**Power supply:** AC 110-127 V/60Hz;

AC 220-110 V/50Hz

**Power consumption:** 100W

**Motor:** 45rpm x 2

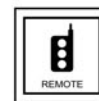
**Remote control distance:** 25m

**Dimension size:** 480 x 490 x 470 mm

**Packing size:** 600 x 490 x 520 mm

**N.W:** 13 kg

**G.W:** 15.7 kg



## **SNOW LIQUID** **SR009**

**Feature:** compound of certain proportion snow oil and distilled water, and added flavor. harmless and environmental protection

**Dimension size:** 190 x 140 x 300 mm

**Packing size:** 425 x 335 x 270 mm  
(4 bottles/CTN)

**N.W:** 5.5 kg

**G.W:** 6 kg(1bottle)

**N.W:** 22 kg

**G.W:** 24 kg(4bottles /CTN)



## **MIST LIQUID** **SR007A**

**Feature:** compound of certain proportion snow oil and distilled water, and added flavor. harmless and environmental protection

**Dimension size:** 180 x 140 x 240 mm

**Packing size:** 395 x 310 x 265 mm  
(4 bottles/CTN)

**N.W:** 4.8 kg

**G.W:** 5 kg(1bottle)

**N.W:** 20 kg

**G.W:** 22 kg(4bottles /CTN)



## **BUBBLE LIQUID** **SR008**

**Feature:** compound of certain proportion bubble oil and distilled water, and added flavor. Harmless and environmental protection

**Dimension size:** 190 x 120 x 320 mm

**Packing size:** 380 x 285 x 315 mm  
(4 bottles/CTN)

**N.W:** 4.8 kg

**G.W:** 5 kg(1bottle)

**N.W:** 20 kg

**G.W:** 22kg(4bottles/CTN)



## **THICK FOG LIQUID** **SR007B**

**Feature:** compound of certain proportion snow oil and distilled water, and added flavor. harmless and environmental protection

**Dimension size:** 180 x 140 x 240 mm

**Packing size:** 395 x 310 x 265 mm  
(4 bottles/CTN)

**N.W:** 4.8 kg

**G.W:** 5 kg(1bottle)

**N.W:** 20 kg

**G.W:** 22 kg(4bottles /CTN)



**SN001 WHITE MIRROR BALL**

8#/12#/16#/20#/32#/40#

**SN015 COLOR MIRROR BALL**

8#/12#

**SN024 MIRROR BALL SET****SR010 MOTOR FOR MIRROR BALL (ROUND SHAPE)**

Power supply: AC220V/110V, 50/60Hz  
 Power Consumption: 5W  
 Motor: AC220V/3rpm, AC110V/3rpm,  
 N.W: 0.5 kg, 15.0 kg (50PCS/CTN)  
 G.W: 0.6 kg, 19.3 kg (50PCS/CTN)  
 Dimension size: 110 x 110 x 40mm  
 Packing size: 160 x 130 x 80mm  
 680 x 330 x 430 mm (50PCS/CTN)

**SR012 MOTOR FOR MIRROR BALL (SQUARE SHAPE)**

Power supply: AC220V/110V, 50/60Hz  
 Power Consumption: 5W  
 Motor: AC220V/1.5rpm, AC110V/1.5rpm  
 N.W: 1.2 kg, 20.0 kg (20PCS/CTN)  
 G.W: 1.8 kg, 32.0 kg (20PCS/CTN)  
 Dimension size: 150 x 120 x 135 mm  
 Packing size: 190 x 140 x 150 mm  
 740 x 400 x 330 mm (20PCS/CTN)

**STAND****SR001N****SR001M****SR001L**



## CLAMP、SAFETY CABLE

SR001T



SR001S



SR001R



SR001Q



SR001F



SR001E



SR001A



SR001H



SR001G



SR055



SR056



SR060



SR065



## LAMP WITH DIFFERENT MEASUREMENT

